



AMENITY PUBLIC SCHOOL




SUMMER HOLIDAY HOMEWORK

LKG 2026 - 27

**Summer holidays are here,
Full of laughter, joy, and cheer.
Wake up with a happy face,
Start each day with gentle grace.
Help at home and always share,
Show your love and show you care.
Play and learn and dance away,
Make the most of every day.
Read a book and draw some art,
Keep a kind and loving heart.
Work, enjoy, have fun with your head held high,
You are an Amenite, reach out to the sky!**



“Tell me and I forget. Teach me and I remember.
Involve me and I learn.” - Benjamin Franklin



Dear Parents,

Greetings!

As we approach the summer break, we are excited to share with you the summer holiday homework for our LKG class students.

We believe that learning should be a continuous journey, and the summer break presents a wonderful opportunity for children to explore the world around them in unique ways.

This holiday homework is designed to ensure that your child engages in fun and educational activities during the vacation, fostering their creativity, curiosity and learning spirit.

We encourage you to actively participate in these activities with your child.

Wishing you and your family a joyful and enriching summer vacation!

AMENITY PUBLIC SCHOOL

Homework

- Do page no. 4 to 13 & 41 to 66 in Writing Practise Book.
- Do page no. 7 to 17 & 28 to 32 in Numeracy Skill Book.

Homework Activities

(To be submitted after the break)

1. MY HOLIDAY PHOTO TALK

Instructions

- Take any scrapbook or staple blank sheets together to make your Holiday Photo Talk book.
- Paste some of your holiday pictures (trip, party, fun activity etc.)
- After the break bring the book to school and tell your friends about the pictures.

2. DRAW THE COVER OF YOUR FAVORITE STORY BOOK

Instructions

- Choose your favorite storybook (eg. The Very Hungry Caterpillar, Mee Too, Oh No, George! etc.)
- Take a drawing sheet and draw the cover the way you imagine it!
- Add the title and your name as the illustrator.

3. SHAPE HUNT

Instructions

- Look around your home and find objects of different shapes at home (circle, square, triangle)
- Example: plate (circle), window (square, rectangle)
- Using these shapes, create an artwork on an A4 sheet.



4. SUMMER FRUIT SURVEY - WHAT DO PEOPLE LIKE?





Instructions

- Design a survey to know the favorite summer fruit of the people. Choices can include: Mango, Watermelon, Litchi, Banana, Papaya, Grapes, etc.
- Ask 20 people what their favourite summer fruit is and record it in the survey form.
- At the end, write which fruit is the most favorite fruit according to your survey.

5. WEATHER LOG SHEET

Instructions

- Observe the weather for 20 to 30 days.
- Tick (✓) the correct weather for the day.
- Parents can help the child to write the date.

Date	Sunny 	Cloudy 	Rainy 	Windy 

Note: In case you visit different places then write location also.

6. CREATE YOUR OWN ALPHABET BOOK


Instructions

- Take any scrapbook or staple blank sheets together to make your alphabet book
- Each page should have one letter (A to Z).
- Stick or draw pictures for each letter. You can use magazines, newspaper, or even small wrappers!

SPECIAL DAYS

FATHER'S DAY

- *Father's Day is on Sunday 21 June, 2026. So pamper your father/ grandfather. Make them feel special in every small way.*
- *Spend a special day with them.*
- *Make a beautiful Thank You Card for them.*
- *Write a small message in your own words.*
- *With their help, make a simple snack or drink together (like lemonade, sandwich, etc.).*
- *Click 1-2 pictures while spending time together.*



A note for the parents:

Work to be submitted at the end of the vacation:

1. My Holiday Photo Talk
2. Draw the Cover of Your Favorite Story Book
3. Shape Hunt
4. Summer Fruit Survey - What do People Like?
5. Weather log sheet
6. Create your own alphabet book

Encourage and involve your child in their homework in a way that makes learning feel like an enjoyable activity rather than a chore. Spend quality time with your children during the holidays by exploring nature together, taking walks around the neighborhood, visiting relatives and embarking on family trips. These experiences create lasting memories and also provide valuable opportunities for bonding and learning outside the classroom.

Establish and maintain a daily routine during the vacation period to provide structure and stability for your child.

Above all, prioritize having fun together as a family, whether it's playing games, cooking together, or simply enjoying each other's company, cherish these moments and make the most of your time together.

By actively participating in your child's learning journey and creating joyful experiences together, you can foster a positive and supportive environment that encourages their growth and development.

Wishing you and your family a summer filled with laughter, love, and unforgettable memories. Enjoy every moment together and make the most of this special time!

