










# DELHI PUBLIC SCHOOL PUNE

## ALL INDIA SENIOR SCHOOL CERTIFICATE EXAMINATION: 2026




### SCHOOL TOPPERS – SCIENCE STREAM

				
<i>DIYA RAINA</i> (97.4%)	<i>ANAND LAKSHMIKANTH</i> (95.6%)	<i>NISREEN M MAHUDHAWALA</i> (94.4%)	<i>TAHA ROKADIYA</i> (94.4%)	<i>ROHAN VIKAS PAWAR</i> (94.4%)

### SCHOOL TOPPERS – COMMERCE STREAM

			
<i>RAMYA JHA</i> (95.8%)	<i>DEVESHI AGARWAL</i> (95.2%)	<i>SAMARTH CHANDRA</i> (94.4%)	<i>TEJAS ARVIND NAHATA</i> (94.4%)

### SCHOOL TOPPERS – HUMANITIES STREAM

		
<i>GARIMA SUNADHAM</i> (95.4%)	<i>AKSHARA P</i> (95.0%)	<i>KAVYA JHA</i> (94.4%)

OVERALL PERFORMANCE OF THE SCHOOL

Particulars	Total No.	(%)
Students Appeared	148	NA
Passed	148	100
Failed	0	0.0
Compartments	0	0.0
Aggregate 90% & above	43	29.1
Aggregate 80% to 89.9%	76	51.4
Aggregate 70% to 79.9%	24	16.2
Aggregate 60% to 69.9%	5	3.4
Aggregate below 60%	0	0.0
Students scoring 80% & above in Aggregate	119	80.4
Students scoring 75% & above in Aggregate (Distinctions)	133	89.9

### STREAM WISE PERFORMANCE OF THE SCHOOL

#### SCIENCE

S.NO.	PARTICULARS	FIGURES
1	No. of students appeared	68
2	No. of students passed	68
3	No. of students passed in 1st division	68
*4	Students scoring 90% and above	12
*5	Students scoring 80% -89.9%	36
*6	Students scoring 80% and above	48
7	Students scoring 70%-79.9%	15
8	Students scoring 60%-69.9%	5
9	Students scoring 50% - 59.9%	0
10	Total Distinctions (in Aggregate)	57

#### COMMERCE

S.NO.	PARTICULARS	FIGURES
-------	-------------	---------

1	No. of students appeared	62
2	No. of students passed	62
3	No. of students passed in 1st division	62
*4	Students scoring 90% and above	22
*5	Students scoring 80% -89.9%	35
*6	Students scoring 80% and above	57
7	Students scoring 70%-79.9%	5
8	Students scoring 60%-69.9%	0
9	Students scoring 50% - 59.9%	0
10	<b>Total Distinctions (in Aggregate)</b>	<b>61</b>

<b>HUMANITIES</b>		
<b>S.NO.</b>	<b>PARTICULARS</b>	<b>FIGURES</b>
1	No. of students appeared	18
2	No. of students passed	18
3	No. of students passed in 1st division	18
*4	Students scoring 90% and above	9
*5	Students scoring 80% -89.9%	5
*6	Students scoring 80% and above	14
7	Students scoring 70%-79.9%	4
8	Students scoring 60%-69.9%	0
9	Students scoring 50% - 59.9%	0
10	<b>Total Distinctions (in Aggregate)</b>	<b>15</b>

### **SUBJECT WISE MEAN ANALYSIS**

<b>SUBJECT</b>	<b>MEAN</b>
<b>ENGLISH</b>	<b>88.2</b>

PHYSICS	77.8
CHEMISTRY	78.0
MATHEMATICS	80.3
BIOLOGY	86.0
ECONOMICS	88.5
INFORMATICS PRACTICES	93.3
BUSINESS STUDIES	90.2
ACCOUNTANCY	87.0
ENTREPRENEURSHIP	93.2
COMPUTER SCIENCE	86.5
HISTORY	88.1
POLITICAL SCIENCE	83.6
SOCIOLOGY	83.9
PSYCHOLOGY	90.6
LEGAL STUDIES	95.6
APPLIED MATHEMATICS	80.1
SCHOOL AVERAGE	85.4

### SUBJECT WISE DISTINCTIONS

SUBJECT	Appeared	Total Nos. of Distinctions	(%)
ENGLISH	148	144	97.3
PHYSICS	68	42	61.8
CHEMISTRY	68	41	60.3
MATHEMATICS	73	51	69.9
BIOLOGY	10	09	90.0
ECONOMICS	76	71	93.4
INFORMATICS PRACTICES	24	24	100
BUSINESS STUDIES	62	59	95.2
ACCOUNTANCY	62	53	85.5
ENTREPRENEURSHIP	15	15	100
COMPUTER SCIENCE	30	29	96.7
HISTORY	18	17	94.4
POLITICAL SCIENCE	18	16	88.9
SOCIOLOGY	15	13	86.7
PSYCHOLOGY	16	16	100
LEGAL STUDIES	05	05	100
APPLIED MATHEMATICS	32	23	71.9

### SUBJECTWISE GRADE PERFORMANCE (STUDENTS WITH GRADES A1 OR A2)

SUBJECT	Appeared	Total Nos. of A1 And A2	(%)
---------	----------	-------------------------	-----

<b>ENGLISH</b>	<b>148</b>	<b>94</b>	<b>63.5</b>
<b>PHYSICS</b>	<b>68</b>	<b>51</b>	<b>75.0</b>
<b>CHEMISTRY</b>	<b>68</b>	<b>38</b>	<b>55.9</b>
<b>MATHEMATICS</b>	<b>73</b>	<b>51</b>	<b>69.9</b>
<b>BIOLOGY</b>	<b>10</b>	<b>08</b>	<b>80.0</b>
<b>ECONOMICS</b>	<b>76</b>	<b>67</b>	<b>88.2</b>
<b>INFORMATION PRACTICES</b>	<b>24</b>	<b>15</b>	<b>62.5</b>
<b>BUSINESS STUDIES</b>	<b>62</b>	<b>55</b>	<b>88.7</b>
<b>ACCOUNTANCY</b>	<b>62</b>	<b>50</b>	<b>80.6</b>
<b>ENTREPRENEURSHIP</b>	<b>15</b>	<b>11</b>	<b>73.3</b>
<b>COMPUTER SCIENCE</b>	<b>30</b>	<b>14</b>	<b>46.7</b>
<b>HISTORY</b>	<b>18</b>	<b>16</b>	<b>88.9</b>
<b>POLITICAL SCIENCE</b>	<b>18</b>	<b>12</b>	<b>66.7</b>
<b>SOCIOLOGY</b>	<b>15</b>	<b>13</b>	<b>86.7</b>
<b>PSYCHOLOGY</b>	<b>16</b>	<b>06</b>	<b>37.5</b>
<b>LEGAL STUDIES</b>	<b>05</b>	<b>05</b>	<b>100</b>
<b>APPLIED MATHEMATICS</b>	<b>32</b>	<b>06</b>	<b>18.8</b>

## TOPPERS

### SCHOOL TOPPERS

Rank	Name of the student	%
1	DIYA RAINA	97.4
2	RAMYA JHA	95.8
3	ANAND LAKSHMIKANTH	95.6

### SCIENCE TOPPERS

Rank	Name of the student	%
1	DIYA RAINA	97.4
2	ANAND LAKSHMIKANTH	95.6
3	NISREEN MUSTAFA MAHUDHAWALA ROHAN VIKAS PAWAR TAHA ROKADIYA	94.4

### COMMERCE TOPPERS

Rank	Name of the student	%
1	RAMYA JHA	95.8
2	DEVESHI AGARWAL	95.2

3	<b>SAMARTH CHANDRA TEJAS ARVIND NAHATA</b>	94.4
---	--	------

### HUMANITIES TOPPERS

Rank	Name of the student	%
1	<b>GARIMA SUNADHAM</b>	95.4
2	<b>AKSHARA P</b>	95.0
3	<b>KAVYA JHA</b>	94.4

### SUBJECT TOPPERS

Subject	Name of the student	%
<b>ENGLISH</b>	<b>TEJAS ARVIND NAHATA</b>	100
<b>PHYSICS</b>	<b>DIYA RAINA</b>	98
<b>CHEMISTRY</b>	<b>NISREEN MUSTAFA MAHUDHAWALA DIYA RAINA</b>	99
<b>MATHEMATICS</b>	<b>ANAND LAKSHMIKANTH NISREEN MUSTAFA MAHUDHAWALA</b>	98
<b>BIOLOGY</b>	<b>ROHAN VIKAS PAWAR</b>	96
<b>ECONOMICS</b>	<b>VIVAN SANTOSH JAIN</b>	99
<b>INFORMATION PRACTICES</b>	<b>PARISHI JAIN ZAINAB ARSHAD KHAN</b>	100
<b>BUSINESS STUDIES</b>	<b>ADITYA SARVEPALLI</b>	100
<b>ACCOUNTANCY</b>	<b>ADITYA ALOK PAREEK SANVI SACHAN</b>	99
<b>ENTREPRENEURSHIP</b>	<b>NIYATI MAHESHWARI</b>	100
<b>COMPUTER SCIENCE</b>	<b>ANAND LAKSHMIKANTH LAKSHYA DUBEY</b>	99
<b>HISTORY</b>	<b>GARIMA SUNADHAM SAVIR KUNNOTH</b>	97
<b>POLITICAL SCIENCE</b>	<b>RAKSHITA DUBEY SIDDHANT PRASAD MOHOD</b>	99
<b>SOCIOLOGY</b>	<b>SACHI SUDHEER INGALGI SHARVANI MANISH AMLE</b>	96
<b>PSYCHOLOGY</b>	<b>AKSHARA P</b>	100
<b>LEGAL STUDIES</b>	<b>KAVYA JHA SIDDHANT PRASAD MOHOD</b>	98
<b>APPLIED MATHEMATICS</b>	<b>SATVIK GUPTA</b>	92