

**LK SINGHANIA EDUCATION CENTRE
GOTAN**



HOLIDAY ASSIGNMENT

SESSION : 2026-27

CLASS - IV

**“Climb every mountain, ford every stream,
Follow every rainbow, till you find your dream.”**

Dear Students,

Wishing you a happy and blessed summer time!

You are the torch bearers of change. Put in your sincere efforts and do some unique and creative work for the society. The tiny efforts of each soul are the remarks of gratitude to Nature.

The entire team of LKSEC teachers has put all will and might in designing “The Holiday Assignment”, where certain aspects are kept in mind like use of technology, wise use of paper and resources from surroundings. Put your shoulder to the wheel in making the projects creative, attractive and cost effective with appropriate information.

While preparing the assignment, keep in mind following points:

- 1. All the assignments should be original.**
- 2. Use technology wisely and correctly.**
- 3. Values and virtues bring enrichment in bonds among members of the family. So, as a piece of advice, involve your parents in the process.**
- 4. Use poster colours, sketch pens etc.**
- 5. Grammatical accuracy also carries weightage.**
- 6. Sincere and honest efforts will be appreciated.**
- 7. The cover page must include details like student’s name, class and section, subject and name of the teacher it is to be submitted to.**

Make this summer special, innovative and enthralling.

Educationally Yours,

**R C Joshi
Principal**



Dear Students,

Summer holidays are a time to relax, play, explore, and learn new things in fun ways!

This holiday assignment has been specially designed to help you enjoy Science through art, creativity, puzzles, stories, and adventures.

Complete one activity every week. Take your time, do neat work, and most importantly – enjoy the process of learning!

You may take help from your parents whenever needed. If you face any difficulty with the assignment, feel free to message either **Yogesh Sir** 📞 **9680385995** or **Vandana Mam** 📞 **9929415634**.

Be creative, be curious, and have a wonderful summer vacation!

Happy Holidays and Happy Learning!

◆ Submission Guidelines

- Use A-4 size sheets.
- Write neatly and clearly and use colours wherever needed.
- Submit all activities in one file/folder.
- Mention your Name, Class, and Section on the front page.
- You can take help of AI (Artificial Intelligence) to generate your ideas.

◆ Weekly Challenge Plan

- Week 1 → My Super Teeth
- Week 2 → Human Body Explorer
- Week 3 → The Safety Squad
- Week 4 → Know and Illustrate the Fun Science Facts

Activity 1: (Week 1) - My Super Teeth

Task 1 Paste or draw about:

- a) Healthy foods for teeth
- b) Harmful foods for teeth

Task 2 Write about:

My 5 Teeth Care Rules

Task 3 Creative Task:

Design a "Superhero Tooth" cartoon character.



Teacher's Help Given below are examples of how you can do it. Please try to be as creative as possible when you are drawing/pasting your own creative work!



Activity 2: (Week 2) - Human Body Explorer

Task 1 Draw a simple human body outline

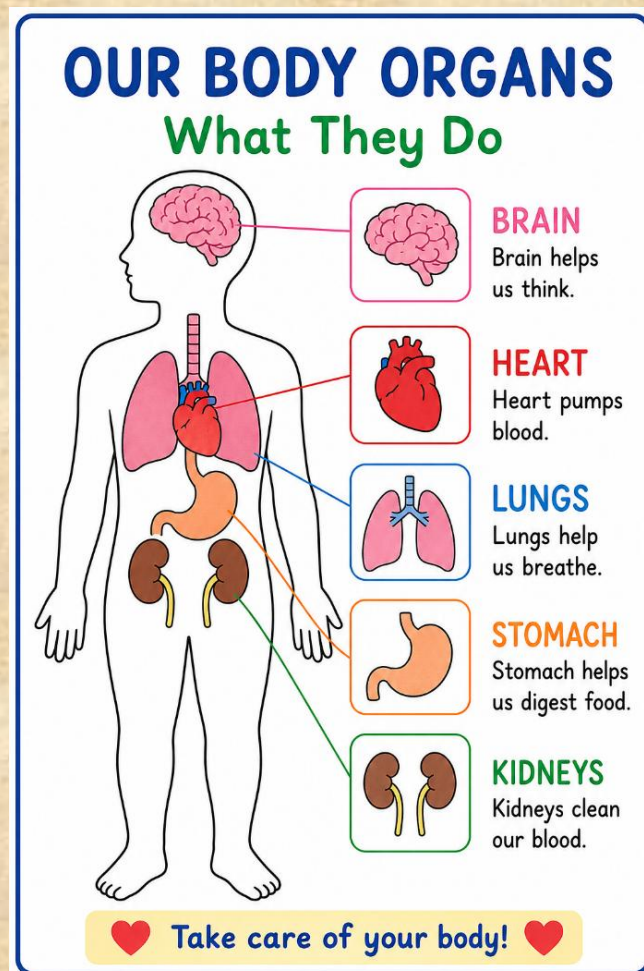
Task 2 Paste/draw organs:

- brain
- heart
- lungs
- stomach
- kidneys

Task 3 Write one function of each organ in simple English. Ex: "Heart pumps blood."



Teacher's Help Given below are examples of how you can do it. Please try to be as creative as possible when you are drawing/pasting your own creative work!



Activity 3: (Week 3) - The Safety Squad

Read the story and its comic strip and then answer the questions following it.

It was a bright ☀️ summer morning when Mohan, Somya, Aditya, Shivani, Radha, and Geeta decided to build a 🤖 ROBOT 🤖 for their school's holiday challenge.

As they connected the ⚡ WIRES, a sudden spark flashed from the plug — ZAP! ⚡ The lights flickered 💡, and everyone FROZE. "Don't touch it!" 🙅 shouted Mohan. "Switch off the power first!" 🔌 Somya quickly unplugged it with 🧤 DRY HANDS, and the group sighed in relief. Phew! Their adventure had begun.

Later, they carried the robot to school. 🏠 On the way, a STRONG WIND 🌪️ blew their project box across the road. Aditya dashed after it, but Shivani yelled: 🛑 "STOP! Use the zebra crossing!" 🚧 They waited for the GREEN LIGHT 🟢 and crossed safely, laughing at their near miss. 😄

Just as they reached school, Radha tripped and scraped her knee. 🩸 Ouch! Geeta opened her Mini First-Aid Kit 🩹, cleaned the wound, and gently placed a band-aid. ✨ "Good thing we always carry this!" she smiled. ✨

That evening, the friends looked at their 🤖 ROBOT and realized they had learned something far more IMPORTANT than circuits:

- Real heroes stay safe 🛡️
- They help others 🤝
- And they THINK before they ACT! 🧠 ✨

L K SINGHANIA
EDUCATION CENTRE, GOTAN

THE HOLIDAY CHALLENGE ADVENTURE

ADVENTURE: BE A SAFETY HERO!

GOTAN

1 On a bright summer morning, the friends — Mohan, Somya, Aditya, Shivani, Radha, and Geeta — decide to build a robot for their school's holiday challenge!

2 As they connected wires, a sudden spark flashed from the plug — ZAP! The lights flickered and everyone froze.

3 Somya acts fast, using dry hands to disconnect! The group sighs in relief.

4 Later, they carried the finished robot to school.

5 On the way, a strong wind blows their project box across the busy road! Aditya dashes after it, but Shivani yells, "STOP! Use the zebra crossing!"

6 They wait for the green light and cross safely, laughing at their near miss.

7 Just as they reached school, Radha tripped and scraped her knee.

8 Geeta opened her Mini First-Aid Kit, cleaned the wound, and gently placed a band-aid.

9 That evening, they admired their robot and reflected on the day. They realized they had learned far more than circuits—real heroes stay safe, help others, and think before they act.

MORAL: REAL HEROES STAY SAFE, HELP OTHERS, AND THINK BEFORE THEY ACT

Now based on the comic strip you just read, answer the following questions:

Question 1 The Spark! ⚡

In Panel 2 of the comic strip, a spark flashes when the friends are building their robot. What is the very first thing the children are told to do before touching the wires, and why is this **IMPORTANT**?

Question 2 The Road Rescue 🚶

When the project box blows into the road in Panel 5, Aditya starts to run after it. What specific safety feature does Shivani tell him to use, and what colour was the traffic light when they finally crossed?

Question 3 First-Aid to the Rescue! 🩹

After Radha trips and scrapes her knee near the school, which friend helps her? List the **TWO** steps this friend took to treat the wound using the Mini First-Aid Kit.

Question 4 The Big Lesson 🧠 ✨

What important lesson did the friends learn at the end of the adventure?

Activity 4: (Week 4) - Know and Illustrate the Fun Facts!

Read these facts and choose your favourite. If you want, you too can find your own similar Fun Facts:

- Fact 1: About 70% of the human brain is water.
- Fact 2: Air is not empty! It is a mix of different gases that we need to breathe.
- Fact 3: Enamel (on your teeth) is the hardest substance in the human body—even harder than bone!


Task Draw a picture to illustrate the above three favourite facts.



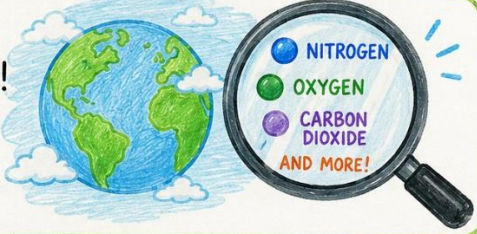
Teacher's Help Given below are example of how you can do it. Please try to be as creative as possible when you are drawing/pasting your own creative work!

★ MY THREE INTERESTING FACTS! ★

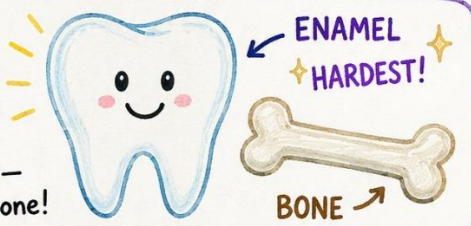
FACT 1
About **70%** of the human brain is water.



FACT 2
Air is not empty!
It is a mix of different gases that we need to breathe.



FACT 3
Enamel (on your teeth) is the hardest substance in the human body—even harder than bone!



♥ — KEEP BEING CURIOUS! — ☆

🌟 ENDNOTE 🌟

Dear **Young Scientists**, 👩🔬 👨🔬

We hope you enjoy exploring the **WONDERFUL** world of **Science** 🧪 during your summer holidays! ☀️

Science is all around us — in **nature** 🌳, in our **body** 🧠, in the **food** we eat 🍎, and in the **air** we breathe 🌬️. Keep **observing** 🔍, asking **questions** ❓, and **discovering** new things every single day! 🌈

🌟 Your Mission: 🌟

Complete your work **neatly** and **creatively**! 🎨 Decorate your assignment file **beautifully** using:

- **Bright Colours** 🖍️
- **Amazing Drawings** 🎨
- **Cool Charts** 📊
- **Fun Borders** 🌟

💡 Remember: 💡



A **GOOD** scientist is always...

- **CURIOUS** 🤔
- **CAREFUL** 🛡️
- **CREATIVE** 💡
- **KIND** to nature! 🦋

We are **SO EXCITED** to see your wonderful scientific discoveries after the holidays!



Have a **SAFE, HAPPY, and JOYFUL** summer vacation! 🍷 🎉 🌈



SUB - ENGLISH

CLASS – IV

Theme: “Learn with Fun”

1. My Happy Diary

- ✓ Write 2–3 times in a week
- ✓ Each time write 3–4 easy sentences only

You can write:

- ✓ What you did
- ✓ What made you happy

Example:

- ✓ I played with my friends. I was very happy. We had fun.

2. Draw and Write

- ✓ Draw any 4 pictures during the holidays (one each week)
- ✓ Write 2 simple sentences for each picture

Example:

- ✓ Picture of a park → This is a park. Children are playing.

3. Fun Reading Time

- ✓ Read a classic children’s book like The Famous Five by Enid Blyton
- ✓ Read a few pages or one story every week
- ✓ After reading, write 2–3 simple sentences:
 - Who was your favourite character?
 - What did you like in the story?

Example:

- ✓ I liked Anne. She is kind. The story was interesting.

4. Fun with Verbs

- ✓ Write 5 action words (verbs) every week
- ✓ Use each verb in one small sentence

Example:

- ✓ Run – I run in the park.
- ✓ Eat – I eat mangoes.

5. Find Verb Forms

- ✓ From the storybook you read, find any 5 verbs
- ✓ Write their three forms (Present – Past – Past Participle)

Example:

- ✓ Go – Went – Gone
- ✓ See – Saw – Seen
- ✓ Take – Took – Taken

Instructions :

- Keep it neat and simple
- Use colors and creativity
- No long writing — only fun learning

SUB : MATHEMATICS

CLASS : IV

Topic: Large Numbers

Q1. Write the number names:

1. 45,678
2. 7,08,905
3. 12,34,567
4. 90,01,010
5. 5,67,890

Q2. Write the numerals:

1. Eight lakh twenty-three thousand four hundred fifty-six
2. Nine lakh seven thousand eighty
3. Fourteen lakh fifty-six thousand nine hundred
4. Thirty lakh two thousand ten
5. Six lakh sixty-six thousand six hundred sixty-six

Q3. Fill in the blanks:

1. 1 lakh = _____ thousands
2. 10 lakhs = _____ million
3. The successor of 89,999 is _____
4. The predecessor of 1,00,000 is _____
5. 5,43,210 = 5 lakh _____ thousand _____

Q4. Arrange in ascending order:

1. 5,67,890 ; 4,56,789 ; 6,54,321 ; 3,45,678
2. 9,08,765 ; 8,90,765 ; 7,89,654 ; 9,80,123

Q5. Arrange in descending order:

1. 45,678 ; 56,789 ; 67,890 ; 78,901
2. 2,34,567 ; 3,45,678 ; 1,23,456 ; 4,56,789

Q6. Write the expanded form:

1. 4,56,789
2. 8,09,105
3. 12,34,567
4. 90,08,007

Q7. Write the short form:

1. $5,00,000 + 60,000 + 7,000 + 800 + 90 + 5$
2. $9,00,000 + 8,000 + 400 + 20 + 1$
3. $10,00,000 + 2,00,000 + 30,000 + 500 + 6$

Q8. Word Problems:

1. A city has a population of 12,45,678 people. If 2,34,567 people moved away, how many people are left?
2. A company earned ₹45,67,890 in one year and ₹34,56,780 in another year. Find the total earning.
3. A school library has 1,25,450 books. If 25,780 books are donated more, how many books are there now?

Activity:

1. Write any 10 large numbers from newspapers or magazines and write their number names.

Happy Holidays!

SUB – COMPUTER SCIENCE

CLASS – IV

- Make a PowerPoint presentation with **5–8 slides**.
- Use a **creative title** for your presentation.
Example: *My Amazing Time Travel Adventure*
- Include these ideas in your slides:
 - Where did you travel? (past or future)
 - What year did you visit?
 - What did you see there?
 - Who did you meet?
 - What technology or machines were used for time travel?
 - What exciting adventure happened?
- Add:
 - Colorful pictures or drawings
 - Simple animations or transitions
 - Easy-to-read text
- Use **short sentences** and clear points instead of long paragraphs.
- Make the presentation neat, creative, and fun.
- Students may include:
 - Robots
 - Flying cars
 - Dinosaurs
 - Future cities
 - Alien planets
 - Ancient civilizations
 - Space travel
- Last slide should include:
 - “Thank You”
 - Student Name
 - Class & Roll Number
- Please mail it to your subject teacher’s e-mail id.

ग्रीष्मकालीन अवकाश रचनात्मक कार्य

विषय - हिन्दी

कक्षा - चौथी

1. किन्हीं पाँच फूलों का चित्र बनाकर या चिपकाकर उनके बारे में जानकारी लिखें ।
2. डाकघर का महत्व बताते हुए एक अनुच्छेद लिखें ।