



New Era Public School, Dwarka

Holiday Homework

Class - I (Session - 2026-27)

Dear Parents,

Summer vacation is synonymous with fun, frolic, getting up late in the morning, playing for longer hours with friends, going for picnics, exploring new places and watching fun filled shows on television.

We bring you a series of constructive and enjoyable activities for your child that will surely enhance his/her personality and learning process during these vacations. These activities have been planned to keep your child positively engaged, while having lots of fun.

Kindly ensure that your ward has a fixed time to do the holiday homework each day. Compile and send the sheets in a plastic folder (My Clear Bag) on 1-07-2026 (Wednesday).

During vacation, help your child do the following:-

1. Read fairy tales, comics or any story book of their choice, as these help to enhance reading skills and build vocabulary.

Some suggested books are-

<u>Title</u>	<u>Author</u>	<u>Publisher</u>
<i>a. A Real Giraffe</i>	<i>Deepa Aggarwal</i>	<i>NBT Books</i>
<i>b. Lost in the Internet</i>	<i>Madhhurima Chakraborty</i>	<i>Pratham</i>
<i>c. Satrangi Ladakiya (Hindi)</i>	<i>Kamla Bhasin</i>	<i>Pratham</i>
<i>d. Your Body Is Yours</i>	<i>Yamini Vijayan</i>	<i>Pratham</i>
<i>e. The Tiffin Gang</i>	<i>Shweta Kumar Bhasin</i>	<i>Pratham</i>

Note- Make a drawing on an A4 sized sheet for each story that you read. Bring those sheets to school.

Take them for a nature walk in the neighbourhood park.

2. Ask them to help you in the daily household chores.

3. Encourage them to exercise daily and eat healthy.

4. Help them learn the National Anthem and the school prayer.

5. Run, exercise, sweat! Help them channelize their energy, build team spirit and enjoy playing challenging sports and games.

Given below are some worksheets, please take the printouts of the worksheets and mention your child's name and roll number on each sheet.

The work must be done by your child. You are requested only to monitor.

NOTE- On the occasion of International Yoga Day (21st June), practice any four yoga poses at home, click pictures while performing them, and paste at least 4 pictures neatly on an A-4 sized sheet.



Camel pose



Plow pose



Boat pose



Tree pose



Triangle pose



Belly breathing



Cobra pose



Warrior pose




Down dog pose


New Era Public School, Dwarka
English Worksheet – 1
Class – I (2026-2027)


Name: _____


Roll No: _____

Q.1. Circle the naming words:

1. The cat is sleeping on the mat. 

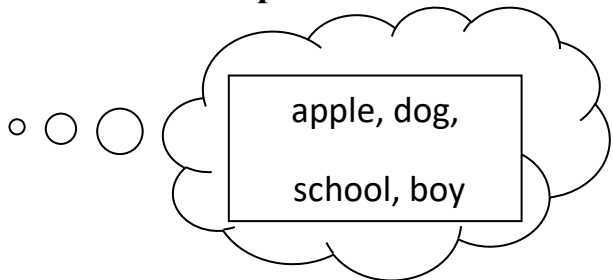
2. Rohan has a big balloon. 

3. The teacher is writing on the board. 


4. We go to the park everyday. 

Q.2. Fill in the blanks with suitable naming words from the help box:


1. The _____ is barking loudly.
2. I go to _____ to study.
3. The _____ is eating an ice-cream.
4. I ate a juicy _____.




Q.3. Fill in the missing letters using the 5 vowels- a,e,i,o,u:

1. c _ t 

3. h _ t 

5. h _ n 

2. b _ g 

4. m _ p 

6. z _ p 

Q.4. Circle CVC words with letter 'e':











pin	pan	den	peg
pen	ten	hat	bed

English Worksheet – 2
Class - I (2026-2027)

Name: _____

Roll No: _____

Q.1. Match the rhyming words:

- | | | |
|--|---|--|
| 1. pin  | ● | ● a. den  |
| 2. tap  | ● | ● b. tin  |
| 3. pen  | ● | ● c. cap  |
| 4. bun  | ● | ● d. pot  |
| 5. cot  | ● | ● e. run  |

Q.2. Write one rhyming word for each:

- | | | | |
|---|---------|--|---------|
| 1. ball  | - _____ | 3. tree  | - _____ |
| 2. cake  | - _____ | 4. mat  | - _____ |

Q.3. Tick the proper nouns:

- | | |
|----------------|-----------------|
| 1. Rohan _____ | 3. school _____ |
| 2. boy _____ | 4. India _____ |

Q.4. Match the Common Noun with the Proper Noun:

Common Noun

Proper Noun

- | | |
|--------------|-----------|
| girl ● | ● Delhi |
| city ● | ● Riya |
| toothpaste ● | ● Lux |
| soap ● | ● Colgate |

English Worksheet-3
Class – I (2026-2027)
Block -3

Name: _____

Roll No: _____

Instructions- Read Block-3-‘No Pencil’ (poem) from your Content book and answer the given questions.

Q.1.List the things the little girl was not having to draw and paint. In the box given below, paste pictures of any two things you have mentioned in the list.

Ans- The little girl was not having:

1. _____

2. _____

3. _____

4. _____

English Worksheet-4
Class – I (2026-2027)
Block -3
Topic – One and Many

Name: _____

Roll No: _____

Rule-

- When we talk about one thing, we use a singular word.
- When we talk about more than one thing, we add 's' to make it many (plural).

Example-

cat → cats

book → books

Q.1. Write the many form for the following:

1. apple – _____

2. car – _____

3. pencil – _____

4. flower – _____

5. boy – _____

Q.2. Circle the correct option:

1. one (chair / chairs)

2. many (cap / caps)

3. one (doll/ dolls)

4. many (toy / toys)

5. one (bat / bats)

Q.3. Read the given sentences and fill in the blanks correctly, using the words from the bracket:

1. I have two _____ .(pen)

2. I ate three _____ . (banana)

3. The children are reading _____ . (book)

4. My sister has four _____ . (doll)

हिंदी कार्यपत्रिका - १
कक्षा- १ (२०२६-२०२७)

नाम: _____

अनुक्रमांक: _____

प्र.१. चित्र पहचान कर नाम लिखें:



-----	-----	-----
-------	-------	-------

प्र.२. बिना मात्रा के शब्द लिखें:

१. दो अक्षर -
२. तीन अक्षर-
३. चार अक्षर -

प्र.३. खाली स्थान भरिए:









ख	घ	
च	ज	
ठ	ढ	
त	द	न
फ	भ	
य	ल	
ष	स	

हिंदी कार्यपत्रिका - २
कक्षा- १ (२०२६-२०२७)

नाम: _____

अनुक्रमांक: _____

प्र.१. सही अक्षर पर गोला लगाइए:

१. <u>आ</u> से -	अनार 	आम 
२. <u>क</u> से -	कलम 	कान 
३. <u>ग</u> से -	गमला 	गाजर 
४. <u>मा</u> से -	मटर 	माला 

प्र. २. नीचे दिए गए वर्णों का चित्रों से मिलान कीजिए:

वर्ण

चित्र

घ ●



क ●



ज ●



फ ●



प्र. ३. स्वर और व्यंजन अलग कीजिए -

अ	क	इ	ग	ऊ	प	ऐ	म
---	---	---	---	---	---	---	---

स्वर


व्यंजन

Mathematics Worksheet – 1
Class – I (2026 – 2027)

Name: _____

Roll No: _____





Q1. Write the missing numbers 1-20:



Q2. Arrange the following numbers in:

a. ascending order:

18, 14, 12, 16




b. descending order:

15, 17, 13, 14



Q3. Colour the:

first flower- red	second flower- pink	third flower- yellow	fourth flower- orange	fifth flower- light green
sixth flower- purple	seventh flower- light blue	eighth flower- dark green	ninth flower- dark blue	tenth flower- brown







Mathematics Worksheet – 2
Class – I (2026 – 2027)



Name: _____

Roll No: _____


Q1. Write the number for the given tens and ones in the circles below:


a. 1 tens 2 ones  


b. 1 tens 8 ones  


c. 1 tens 6 ones  

Q2. Help Aarav in writing what comes after, before and in between the given numbers:

a. 16 



b.  10



c.  19



d. 4  6





Q3. Colour the correct star for the given number name:

a. thirteen  

b. fifteen  

c. twenty  

d. eight  

EVS Worksheet – 1
Class – I (2026 – 2027)

Name: _____

Roll No: _____

Q1. Follow the instructions and colour the picture:



Colour me
if you are
a boy.



Colour me
if you are
a girl.

Q2. Read the actions given below and colour the ones that you can do on your own:



Packing school bag	Combing hair	Taking bath
Packing tiffin	Wearing clothes	Cleaning table after having meal



Q3. Apply red paint on two fingers of your left hand (pointer and middle fingers). Press the coloured fingers firmly in the box given below. Ask your mother to do the same. Compare the size of your fingerprints to your mother's fingerprints. Are they same or different? Write in the space given below:

Your fingerprints

Your mother's fingerprints

EVS Worksheet – 2
Class – I (2026 – 2027)

Name: _____


Roll No: _____

1. If you look around, you will find that we are all the same, yet different in many ways. That is why each one of us is special. Write any four ways in which you are different from your mother.



1. I like to eat _____ but my mother likes to eat _____.
2. I like _____ colour but my mother likes _____ colour.
3. I like to watch _____ on television but my mother likes to watch _____.
4. I like to play _____ but my mother likes to play _____.

Q2. Complete the names of members of a family. Colour the pictures beautifully.



EVS Worksheet-3
Class – I (2026 – 2027)
Block – 3 (Lesson-1 and Lesson-2)
(My Neighbourhood and Celebrations)

Name: _____

Roll No: _____

Read Block-3 (Neighbours and Friends) of EVS Content Book with the help of your parents and answer the following:

Q1. Tick the places that are in your neighbourhood:

1. market



2. airport



3. park



4. temple



5. school



6. bank



Q2. Write the names of any 5 days (other than festivals) that you celebrate with your family and friends.



EVS Worksheet-4
Class – I (2026 – 2027)
Block – 3 (Lesson-3 and Lesson-4)
(Festivals and Fun with Others)

Name: _____

Roll No: _____

Q1. Put (✓) or (X):

1. On Holi, we light diyas. ()
2. Diwali is the festival of lights. ()
3. On Eid, we meet people and make sweets. ()
4. On Gurupurab, we visit church. ()
5. We bake cakes on Christmas. ()
6. Pongal is celebrated in South India. ()
7. On Eid, we burst crackers. ()



Q2. Why do we play games? Tick the correct options:

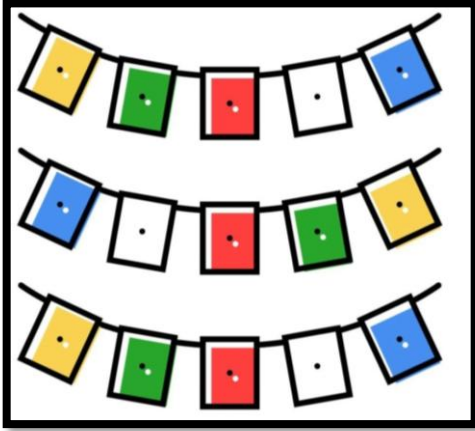
We play games:

1. for fun. ()
2. to make new friends. ()
3. to make us feel lonely. ()
4. to stay healthy and active. ()



Ek Bharat Shreshtha Bharat

Q. Sikkim is famous for its colourful Buddhist prayer flags, which are believed to spread peace and positivity. Make a colourful Prayer Flag craft of Sikkim.



Instructions:

- Take 5 small square paper cut-outs (10 cm X 10 cm) of different colours (blue, white, red, green and yellow).
- Draw small pictures like sun, mountains, smiley or flowers.
- Paste all the paper flags on a string to make a flag hanging.

Note:

Take help from your parents and keep your work neat and clean.

Art Worksheet – 1
Class – I (2026 – 2027)

Name: _____

Roll No: _____

Q. Create a beautiful scenery on an A4 sized sheet using finger or thumb printing. Also, use leaves to make impressions, as shown in the picture given below.

Sample:




Art Worksheet – 2
Class – I (2026 – 2027)

Name: _____

Roll No: _____

Q. Using the tearing and pasting technique, make an ice cream cone as shown given below on a separate A4 sized sheet.

Sample:



Family Time Activity

Play an indoor game with family members and draw or paste your favourite moment in the space given below:

