



New Era Public School

Session 2026-2027

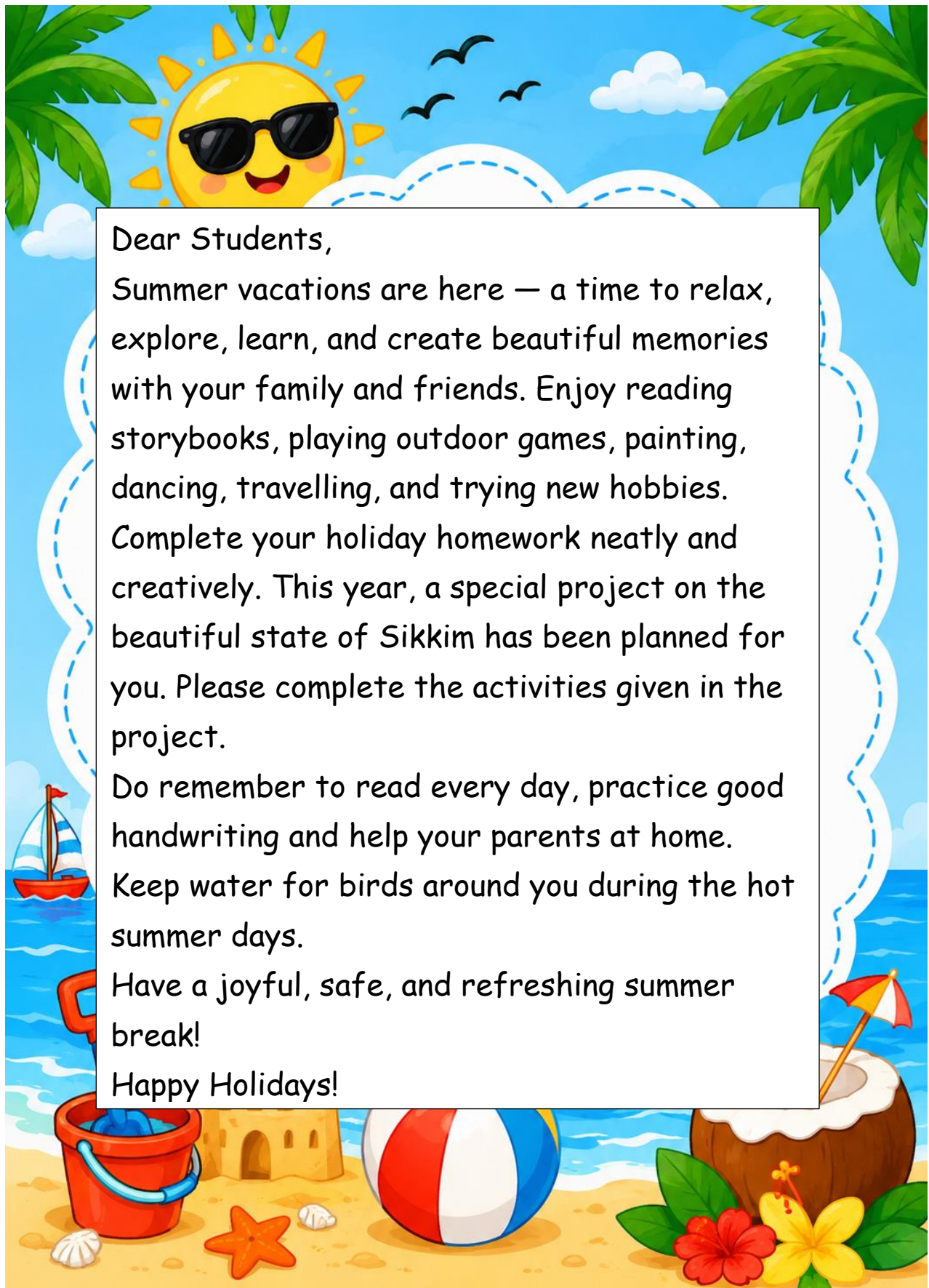
Class - II

SUMMER

HOLIDAY HOMEWORK

- Relax
- Explore
- Play
- Enjoy

Good Vibes Only!



Dear Students,  
Summer vacations are here — a time to relax, explore, learn, and create beautiful memories with your family and friends. Enjoy reading storybooks, playing outdoor games, painting, dancing, travelling, and trying new hobbies. Complete your holiday homework neatly and creatively. This year, a special project on the beautiful state of Sikkim has been planned for you. Please complete the activities given in the project.

Do remember to read every day, practice good handwriting and help your parents at home. Keep water for birds around you during the hot summer days.

Have a joyful, safe, and refreshing summer break!

Happy Holidays!



# EXPLORE SIKKIM

## Theme based Project on Sikkim

Make a scrap book on Sikkim. Decorate your scrapbook neatly with colours, borders, and creative designs.

### INSTRUCTIONS:

- Locate Sikkim on the map of India and show it by putting a star.
- Write the name of the capital city of Sikkim.
- Paste a picture of the famous flower of Sikkim.
- Paste pictures of 2 famous animals of Sikkim.
- Paste pictures of the traditional dresses of men and women of Sikkim and write the names of these dresses.
- Paste pictures of the famous foods of Sikkim and write their names.
- How do people greet each other in Sikkim?



# English Worksheet 1

**Q1. Fill in the blanks with is/am/are.**

1. I \_\_\_\_\_ happy today.
2. She \_\_\_\_\_ a great singer.
3. They \_\_\_\_\_ my best friends.
4. The dog \_\_\_\_\_ very friendly.
5. The students \_\_\_\_\_ excited for the trip.
6. Emmy and I \_\_\_\_\_ strong.
7. The children \_\_\_\_\_ happy.
8. Peter \_\_\_\_\_ late to school today.
9. The sky \_\_\_\_\_ blue.
10. He \_\_\_\_\_ eight years old.

**Q2. Identify and write whether the following nouns are countable (C) or uncountable (UC).**

1. dogs \_\_\_\_\_
2. water \_\_\_\_\_
3. milk \_\_\_\_\_
4. computers \_\_\_\_\_
5. apples \_\_\_\_\_
6. air \_\_\_\_\_

**Q3. Write the plural form of each singular noun given below. Put s/es at the end of the words to make it plural.**

1. car \_\_\_\_\_
2. city \_\_\_\_\_
3. bench \_\_\_\_\_
4. bus \_\_\_\_\_
5. ball \_\_\_\_\_



6. tomato \_\_\_\_\_

7. box \_\_\_\_\_

8. dish \_\_\_\_\_

9. guess \_\_\_\_\_

**Q4. Circle the word with long vowel sound.**

1. cake      cap

2. ten      tree

3. boat      pot

4. rat      rain

**Q5. Fill in the missing letters to complete the words.**

1. n \_ m e

2. b \_ k e

3. c \_ b e

4. b \_ n e

5. l \_ g h t

6. p \_ e

# English Worksheet 2

A. Look at the picture and write is / am / are.



1. Siya \_\_\_\_\_ a good speaker.



2. Rom and Ria \_\_\_\_\_ best friends.



3. The dog \_\_\_\_\_ sitting.



4. I \_\_\_\_\_ dancing.

B. Write S for singular and P for plural.

1.  = \_\_\_\_\_

2.  = \_\_\_\_\_

3.  = \_\_\_\_\_

C. Look at the pictures of each noun. Circle only the uncountable nouns.



Juice



Grapes



Cats



Dice



Flour



Chocolate Bars



Shoes



Ice



Oranges



Birds



Water



Penguins

## My Little Diary Time ✨

Diary writing is a fun way to write about our day, feelings, thoughts, and experiences.

It helps us remember happy moments, exciting activities, and even days when we feel sad or upset.

A diary is like a special friend where we can express ourselves freely through words and drawings.

- Write everyday about your feelings, favourite activity, or something happy/sad.
- Draw a colourful picture related to your writing.
- Write the date on each page.
- You may use emojis, stickers, or colours to decorate your diary.
- Spelling mistakes are okay — enjoy expressing yourself!





# Maths Worksheet-1

## A. Fill in the expanded form.

1.  $64 = \underline{\quad\quad} + \underline{\quad\quad}$
2.  $138 = \underline{\quad\quad} + \underline{\quad\quad} + \underline{\quad\quad}$
3.  $90 = \underline{\quad\quad} + \underline{\quad\quad}$
4.  $172 = \underline{\quad\quad} + \underline{\quad\quad} + \underline{\quad\quad}$

## B. Write the number from expanded form.

1.  $50 + 6 = \underline{\quad\quad}$
2.  $100 + 40 + 3 = \underline{\quad\quad}$
3.  $70 + 9 = \underline{\quad\quad}$
4.  $100 + 20 + 5 = \underline{\quad\quad}$

## C. Write the place value.

1. What is the place value of 6 in 164?
2. What is the place value of 8 in 89?
3. What is the place value of 1 in 145?
4. What is the place value of 3 in 132?

## D. Arrange the numbers in ascending order.

1. 34, 12, 67, 25
- 

2. 189, 145, 121, 176
-



**E. Write the missing numbers.**

1. 45, 47, 49, \_\_\_\_\_, \_\_\_\_\_
2. 102, 104, \_\_\_\_\_, 108, \_\_\_\_\_

**F. Write odd or even.**

1. 121 \_\_\_\_\_
2. 84 \_\_\_\_\_
3. 197 \_\_\_\_\_
4. 56 \_\_\_\_\_

**G. Match the ordinals.**

<b>number</b>	<b>ordinal</b>
1	tenth
4	first
10	fourth
7	seventh



## Maths Worksheet – 2

### A. Build the numbers.

1.  $100 + 60 + 8 =$  \_\_\_\_\_

2.  $40 + 5 =$  \_\_\_\_\_

3.  $100 + 30 + 9 =$  \_\_\_\_\_

4.  $20 + 7 =$  \_\_\_\_\_

### B. Circle the smaller number.

1. 96      69

2. 118      181

3. 54      45

4. 173      137

### C. Arrange in descending order.

1. 23, 78, 45, 11

---

2. 134, 198, 167, 145

---

### D. Colour the even numbers blue.

12      35      48      71      90      103

**E. Write the names of animals at the given positions.**



1. 2nd = \_\_\_\_\_

2. 5th = \_\_\_\_\_

3. 1st = \_\_\_\_\_

4. 3rd = \_\_\_\_\_

**F. Complete the number pattern by skip counting.**

1. 10, 20, 30, \_\_\_\_\_, \_\_\_\_\_

2. 125, 130, 135, \_\_\_\_\_, \_\_\_\_\_

**G. Add the following.**

**T O**

**1 1**

**+ 2 6**

---

**T O**

**3 2**

**+ 4 7**

---

**T O**

**5 3**

**+ 2 4**

---

**T O**

**4 0**

**+ 1 8**

---

**T O**

**6 1**

**+ 2 7**

---

**T O**

**1 3**

**+ 8 0**

---

**T O**

**7 0**

**+ 1 4**

---

**T O**

**5 2**

**+ 1 1**

---



# EVS Worksheet – 1

**A. Tick (✓) the things you use every day.**

1. toothbrush ( )
2. football ( )
3. school bag ( )
4. pillow ( )
5. spoon ( )

**B. Circle the healthy choice.**

1. chips / fruits
2. watching TV all day / playing outside
3. washing hands / dirty hands
4. cold drink / milk





**C. Fill in the blanks about your favourite hobby.**

1. I like to \_\_\_\_\_ in my free time.
2. My favourite hobby is \_\_\_\_\_.
3. A hobby helps us feel \_\_\_\_\_.

**D. Write the correct body part.**

1. We walk with our \_\_\_\_\_.
2. We see with our \_\_\_\_\_.
3. We clap with our \_\_\_\_\_.
4. We chew food with our \_\_\_\_\_.

**E.Match the feeling with the face.**

<b>feeling</b>	<b>face</b>
<b>happy</b>	
<b>sad</b>	
<b>angry</b>	
<b>excited</b>	

# EVS Worksheet – 2

## A. Match the sense organs with the function.

organ	function
eyes	smell
nose	hear
ears	see
tongue	taste

## B. Write true or false.

1. We should drink clean water. \_\_\_\_\_
2. Eating uncovered food can make us sick. \_\_\_\_\_
3. We should sneeze without covering our mouth. \_\_\_\_\_
4. Washing hands helps us stay healthy. \_\_\_\_\_



**C. Fill in the blanks with the correct relation.**

1. My father's father is my \_\_\_\_\_.
2. My mother's sister is my \_\_\_\_\_.
3. My brother's sister is my \_\_\_\_\_.
4. My aunt's children are my \_\_\_\_\_.

**D. Name the special day.**

1. Festival of colours \_\_\_\_\_
2. National festival on 15<sup>th</sup> August \_\_\_\_\_
3. Festival of lights \_\_\_\_\_
4. Gandhi Jayanti is celebrated on \_\_\_\_\_

**E. Circle the indoor games.**

1. Chess
2. Cricket
3. Ludo
4. Football
5. Carrom

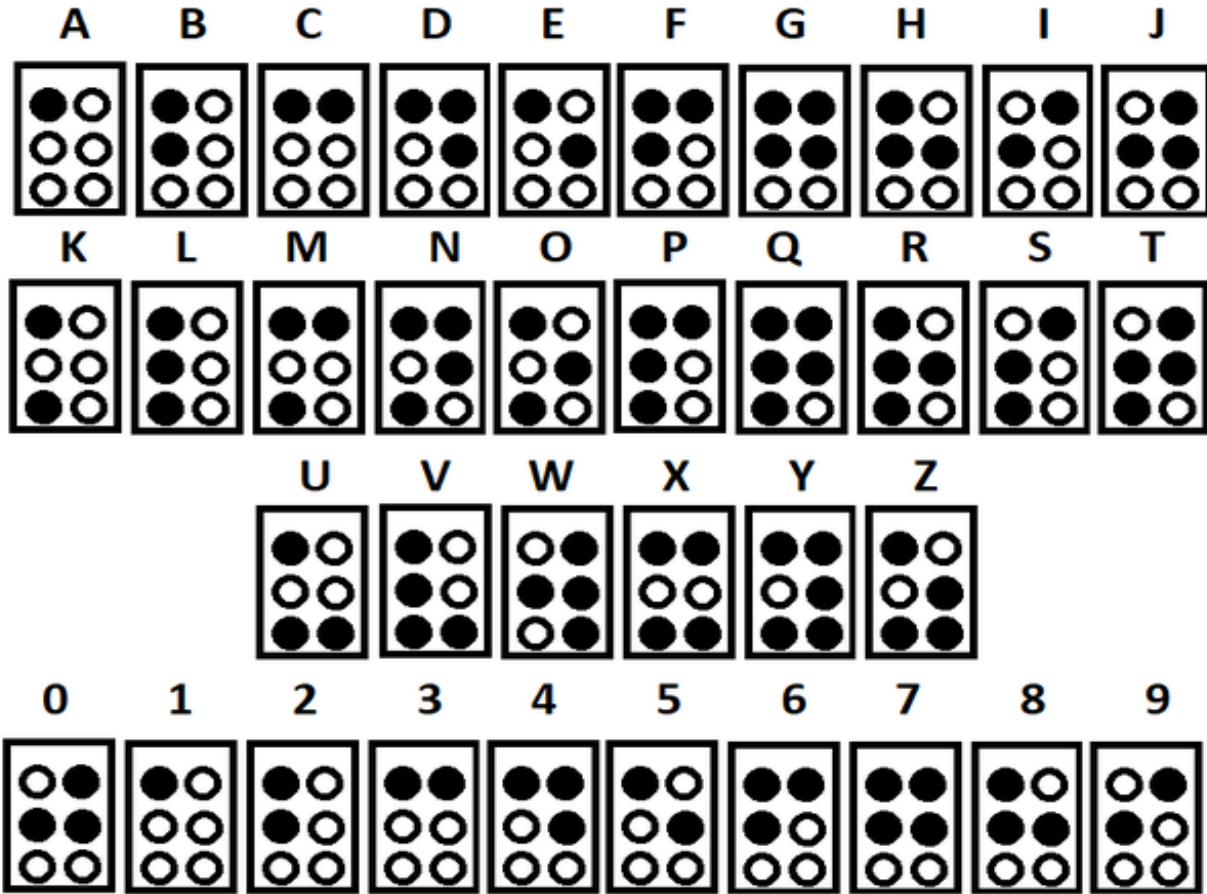
**F. Put a ✓ for good habits and ✗ for bad habits.**

1. Sharing toys with friends. \_\_\_\_\_
2. Throwing garbage on roads. \_\_\_\_\_
3. Helping elderly people. \_\_\_\_\_

## Braille Name Activity

Louis Braille invented Braille Script for blind people to read and write using their fingertips.

Braille uses raised dots to form letters and words.



**Activity: Write Your Name in Braille script. Use the Braille alphabet chart to find each letter.**

### Materials Required:

- \* White A4 sheet
- \* Paste chana dal seeds or beads to make raised Braille dots.
- \* Let it dry and colour/decorate the sheet neatly.

# हिंदी कार्यपत्रिका – 1

1. सही मात्रा लगाकर शब्द को लिखो |

1. पना \_\_\_\_\_
2. सरज \_\_\_\_\_
3. गलाब \_\_\_\_\_
4. पठशाला \_\_\_\_\_
5. नव \_\_\_\_\_

2. नीचे दिए गए शब्दों में से संज्ञा शब्द छाँटो —

कमल, दौड़ना, किताब, सुंदर, आम, हँसना

3. चित्र देखकर संज्ञा शब्दों के नाम लिखो |



\_\_\_\_\_

\_\_\_\_\_

#### 4. सही शब्द चुनकर लिखो |

1. (फल / फ़ल) मीठा होता है।
2. मेरे पास नया (फोन / फ़ोन) है।
3. माली ने (फूल / फ़ूल) तोड़े।
4. देश की (फौज / फ़ौज) हमारी रक्षा करती है।
5. रमेश ने लंबा (सफ़र / सफ़र) किया।
6. सड़क पर एक (फकीर / फ़कीर) बैठा था।
7. हमें समय पर (फीस / फ़ीस) जमा करनी चाहिए।

#### 5. वाक्य बनाओ |

1. फूल — \_\_\_\_\_
2. किताब — \_\_\_\_\_
3. समय — \_\_\_\_\_
4. परिवार — \_\_\_\_\_

## हिंदी कार्यपत्रिका – 2

### 1. शब्दों को सही क्रम में लिखो |

1. है / मोहन / खेलता

---

2. उड़ / रही / चिड़िया / है

---

3. आम / खाता / राम / है

---

4. स्कूल / बच्चे / जा / रहे / हैं

---

### 2. संज्ञा शब्दों पर गोला लगाओ |

1. बच्चा खेल रहा है।

2. रीना आम खा रही है।

3. पेड़ पर पक्षी बैठा है।

4. गाड़ी सड़क पर चल रही है।

### 3. नीचे दिए शब्दों का बहुवचन बनाए ।

एकवचन

बहुवचन

किताब

रात

बात

आँख

बहन

गेंद

जूता

तारा

केला

तोता

### 4. सही शब्द पर गोला लगाओ ।

(गुलाब / गलाब)

(तितली / ततली)

(कबूतर / कबतर)

(खिलौना / खलौना)

(चम्मच / चमच)

(पुस्तक / पस्तक)

## गद्यांश – सिक्किम

सिक्किम भारत का एक छोटा और सुंदर राज्य है। इसकी राजधानी गैंगटोक है। यहाँ कंचनजंगा पर्वत बहुत प्रसिद्ध है। तीस्ता नदी सिक्किम की मुख्य नदी है। यहाँ के लोग मोमो और थुकपा खाना पसंद करते हैं। ठंडे मौसम के कारण लोग ऊनी कपड़े पहनते हैं। सिक्किम में सुंदर बौद्ध मठ और रंग-बिरंगे फूल देखने को मिलते हैं। हर साल बहुत से पर्यटक यहाँ घूमने आते हैं।

1. सही उत्तर चुनो |

- सिक्किम की मुख्य नदी कौन-सी है?

(क) गंगा

(ख) तीस्ता

2. रिक्त स्थान भरो |

सिक्किम में \_\_\_\_\_ पर्वत बहुत प्रसिद्ध है।

3. सही (✓) या गलत (X) का चिह्न लगाओ।

1. सिक्किम में लोग ऊनी कपड़े पहनते हैं। \_\_\_\_\_

2. सिक्किम बहुत गर्म राज्य है। \_\_\_\_\_



# Paper Plate Animal Mask Activity

Make a colourful animal mask using a paper plate, as shown in the pictures. You can create any animal like a cat, pig, bear, deer, bird, rabbit, etc.

## Materials Required:

- \* Paper plate
- \* Coloured papers
- \* Sketch pens / crayons
- \* Glue
- \* Scissors (with adult help)
- \* Ice cream stick / straw

Use the pictures given below for reference.

