

NEW ERA PUBLIC SCHOOL
★ DWARKA ★

Holiday Homework

★ CLASS V ★

Holidays are for fun, learning and
making beautiful memories!

Stay curious, keep learning and
enjoy every moment.

🌸 Name : _____

🌸 Class : V _____

🌸 Section : _____



HOLIDAY HOMEWORK

CLASS V

🌟 Dear Young Learners, 🌟

Vacations are a wonderful time to relax, explore, dream, and learn new things beyond the classroom. This holiday homework has been specially designed to make learning English enjoyable, creative, and meaningful.

So, while you travel, play, and spend time with your family, remember to:



Read every day



Write creatively



Think imaginatively



Learn joyfully

🌟 Guidelines to Follow 🌟



Complete all work neatly and creatively.



Use proper handwriting and grammar.



Decorate your work with colours, drawings, and borders.



Read an English storybook for at least 20 minutes daily.



Practise speaking in English with family and friends.



Submit your homework in a well-maintained folder/file.

***“The more that you read, the more things you will know.
The more that you learn, the more places you’ll go!”***

ART INTEGRATED ACTIVITY

ENGLISH

Mask making is an ancient craft in Sikkim, deeply rooted in Buddhist monastic culture featuring vibrant, handcrafted masks made from wood, clay, or paper-mache.

Make this mask or any one of your choice on a thick sheet or a thin cardboard and fill it up with feathers, colours and bits of coloured papers. Attach a string or ribbon at the sides to be able to tie it.



HINDI

सिक्किम के किसी भी एक समुदाय (भूटिया, लेप्चा, नेपाली समुदाय आदि) द्वारा पहने जाने वाले पोशाक को आइवरी शीट पर पुरुष और महिला के चित्र का कटआउट बनाकर उसे सिक्किम के परिधान से रंगों या पेपर कटआउट से सजाएँ।



MATHS



Sikkim is a beautiful state in north eastern India known for its mountains, monasteries, rivers, and natural beauty. The capital of Sikkim is Gangtok. It is home to the famous Kanchenjunga mountain, the third highest peak in the world. Sikkim has cool and pleasant weather during March to June and October to December. These months are considered the best time to visit Sikkim.

Activity1. Create a Tourist Guide on Sikkim


- Make a colourful tourist guide for people planning to visit Sikkim.
- Use A4 sheets or a scrap book.
- Divide your guide into different pages with headings.
- Use colourful borders, drawings, maps, tables, and pictures.
- Write neatly using coloured pens or sketch pens.
- Present the information in a creative and organised manner.
- You can decorate each page according to the topic.
- Arrange the pages in order and make an attractive cover page.
- Your guide should include pictures, drawings, maps, and mathematical information.

- (1) Locate Sikkim on the map of India and name its capital. Take a political map of India, locate Sikkim on the map and mark its capital, Gangtok.
- (2) Name any five famous tourist places in Sikkim and paste their pictures.
- (3) Find the approximate distance of Gangtok from the following cities and round off the distances to the nearest hundred:
- Delhi
 - Kolkata
 - Mumbai
 - Chennai
 - Guwahati
- (4) Collect the tourist arrival data of Sikkim for the last five years and:
- Arrange the numbers in ascending order
 - Arrange the numbers in descending order
 - Represent the data using a bar graph
- (5) Plan a 4-day family trip to Sikkim for 4 members. Calculate the estimated expenditure on:
- Travel
 - Hotel stay
 - Food
 - Sightseeing
 - Shopping
- Write the final amount in:
- Indian Place Value System
 - International Place Value System
- (6) The height of Mount Kanchenjunga, the highest peak in Sikkim, is approximately 8,586 metres. Using this number:
- Write the number name
 - Write the expanded form
 - Find the place value of each digit
 - Round off the number to the nearest hundred and thousand.
- (7) Find the temperatures of any five places in Sikkim during the tourist season and: Arrange them from lowest to highest. Find the difference between the highest and lowest temperatures.
- (8) Design a colourful cover page for your tourist guide to Sikkim.

Roman Numerals

Create a display of Roman numerals using different materials such as ice cream stick, matchsticks or craft materials.

- Roman numerals from 1 to 10 (I, II, III, IV, V, VI, VII, VIII, IX, X, XI, XII)



Or

- Multiples of 10 up to 100 (X, XX, XXX, XL, L, LX, LXX, LXXX, XC, C)

Table Booklet

Learn the tables from 1 to 20 and make a beautiful table booklet (Tables 1-20)

Submit the completed Holiday Homework neatly in a folder containing:

Tourist Guide on Sikkim

Table Booklet

Roman Numeral Activity

Maths Worksheet

Write your name, class, and section clearly on the folder and submit when the school reopens.

SCIENCE

Theme: Flora of Sikkim

Create a colourful Journal/Magazine on the flowers and plants of Sikkim using A4 sheets. Arrange your work neatly with headings, drawings, pictures, labels, and creative designs.

Instructions

- Use A4 sheets and arrange them like a journal or magazine.
- Include colourful borders, headings, and illustrations.
- Write neatly and creatively.
- Use drawings, pictures, tables, and diagrams wherever required.

Your Science Journal should include:

1. Cover Page

Design a colourful cover page with the title:

“Flora of Sikkim” Include a picture of Sikkim’s flora

Your name

Class and section

Roll number

2. Flowers and Plants of Sikkim

Paste or draw pictures of:

Any 5 flowers found in Sikkim

Any 5 plants or trees found in Sikkim

Write their names below each picture. Examples: Rhododendron, Noble Orchid, Bamboo, Pine Tree, Fern, Himalayan Magnolia

3. Seasons of Blooming and Growing with suitable temperature

Prepare 2 separate tables:

Table1: The season in which flowers bloom and Table 2: The season in which plants or trees grow best.

Table 1 Flowers and their blooming seasons

Name	Type	Suitable Season and temperature
Rhododendron	Flower	“spring season” “cool temperature(10 degree -20 degree)”

Table 2 Plants/Trees and their best growing seasons

Name	Type	Suitable Season and temperature
Bamboo	Plant	Monsoon season, warm and humid temperature (20°C–30°C) cool temperature(10 degree -20 degree)

You may include:

- Spring
- Summer
- Monsoon
- Autumn
- Winter

4. Amazing Facts Corner

Write an interesting fact about any one flower and plant of Sikkim.

Example:

“Rhododendron is the state flower of Sikkim.”

“Bamboo is one of the fastest-growing plants in the world.”

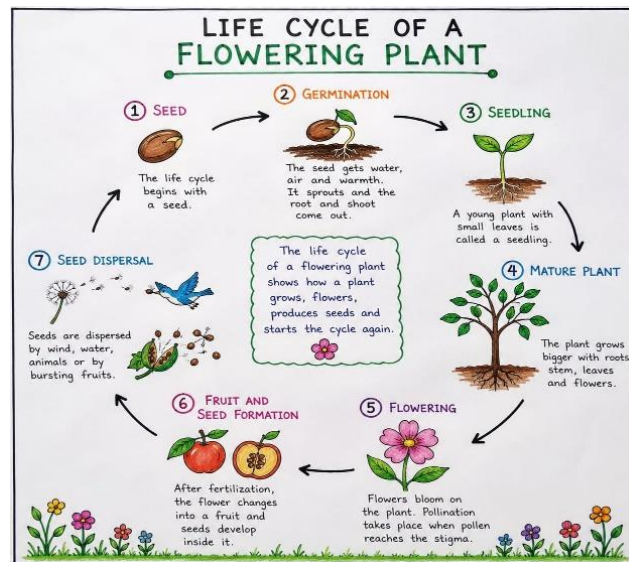
5. Parts of a Flower

Draw and label the parts of any one flower:

Petal, Sepal, Stem, Leaf, Stamen, Pistil

6. Creative Science Activity

Draw the life cycle of a flowering plant and label all the stages neatly. Use colours and creative decorations.



7. Green message corner

Write a short message or slogan on saving flowers and plants. Make the page colourful and creative using drawings, colours, and decorative borders.

Submit the completed Holiday Homework neatly in a folder containing:

Science Journal

Science Worksheets

Write your name, class, and section clearly on the folder and submit when the school reopens.

Social Studies

Grade 5

Imagine you are an explorer sent to document the hidden treasures, history, and green secrets of Sikkim. Your mission is to create a ***Heritage Folio*** (Portfolio) that tells the story of how this beautiful Himalayan state grew from an ancient kingdom into India's cleanest, greenest paradise.

Project Instructions

- Project to be done on A4 sized sheets. Use your own creativity to present your work in a unique, creative and fun style. You can use recycled materials to decorate and embrace and highlight the beauty and unique features of the state of the mountains, Sikkim.

The Green Seal (Souvenir making)

- Sikkim is famous for banning single-use plastics and protecting nature. **Design a "Green Sikkim Souvenir Badge"**.
- Rules for the badge:
 - Use materials like cardboard, dried leaves, twigs, jute string, or newspaper pulp to create a beautiful natural design inspired by the mountains.
 - Paste this 3D badge right into your folio.
 - Below it, write a 3-sentence "Eco-Pledge" detailing how we can adopt Sikkim's plastic-free habits in our own school.

Project Presentation Guidelines

- The Cover: The outside of your cardboard folder must be titled: "Sikkim Heritage Expedition: My Explorer's Folio" along with your Name, Roll Number, and Class.
- Creativity Counts: Draw or make borders, neat handwriting, and vibrant colours to make your portfolio stand out. You can show 3D effects as well.

HOLIDAY HOMEWORK

ENGLISH


1. Reading time- Reading story books enhance language and vocabulary. Make a habit of reading one story every day. Read any book or comic of your choice.

2. Listening skills -Ask your grandparents and parents to narrate interesting stories to you.

3. Speaking skills- Endeavour to speak with your elders. friends or elder siblings only in English.

4. Writing Skills- Do one page of cursive writing from your content book twice a week in a separate notebook

Name the parts of a book given in the picture below.



5. Create a bookmark and paste pressed beautiful flowers on it. (Take beautiful fresh flowers, keep them in different pages of old newspapers. Press the newspapers with something heavy. Let them stay like this for a few days till the flowers dry).

UNSEEN COMPREHENSION

Read the unseen passage given below and answer the following questions.

Sikkim is a beautiful state in the north-eastern part of India. It is the second smallest state in the country. Sikkim is famous for its snowy mountains, green valleys, colourful flowers, and peaceful monasteries. The capital of Sikkim is Gangtok.

Many people visit Sikkim to enjoy nature and fresh mountain air. The state is home to the mighty Kanchenjunga, which is the highest mountain in India. Rivers like the Teesta flow through the hills and provide water to the people.

The people of Sikkim celebrate many festivals with joy and music. They grow crops such as cardamom, maize, and rice. The state is also known for keeping its surroundings clean and protecting nature.

A. Choose the correct answer.

1. Sikkim is located in the _____ part of India.
 - a) southern
 - b) western
 - c) north-eastern
 - d) central

2. The capital of Sikkim is _____.
 - a) Shillong
 - b) Gangtok
 - c) Dispur
 - d) Itanagar

3. Which mountain is mentioned in the passage?
 - a) Mount Everest
 - b) Aravalli
 - c) Nilgiri
 - d) Kanchenjunga

4. Which river flows through Sikkim?
 - a) Ganga
 - b) Yamuna
 - c) Teesta
 - d) Godavari

B. Answer the following questions.

1. Why do tourists visit Sikkim?

2.Name two crops grown in Sikkim.

2. What is Sikkim famous for?

3. How do the people of Sikkim celebrate festivals?

C. Fill in the blanks.

- 1.Sikkim is the second _____ state in India.
- 2.The people of Sikkim protect _____.
- 3._____ is the highest mountain in India.

D. Find words from the passage that mean:

- 1.calm and quiet – _____
- 2.very strong or great – _____
- 3.valleys between calm mountains – _____

PREPOSITIONS


Fill in the blanks with appropriate prepositions to complete the phrasal verbs in these sentences.


1. I am proud _____ being an Indian.
2. I take pride _____ our country.
3. The police charged him _____ murder.
4. I am anxious _____ my exam.
5. Seema dreams _____ becoming a doctor.
6. He aimed _____ becoming a pilot.
7. What is the time _____ your watch?
8. I don't agree _____ you.
9. We all agreed _____ the plan.
10. Our country is rich _____ natural resources.
11. The teacher was satisfied _____ my answers.
12. Don't be jealous _____ others' success.
13. We hope _____ a good result.
14. She begged _____ help.
15. She apologised _____ her friend _____ her bad behaviour.
16. She is hopeful _____ getting the prize.
17. I am waiting _____ my friend.
18. Don't interfere _____ my work.
19. The nurse is waiting _____ the patient.
20. The old man lives all alone _____ that big house.


Name _____


Create Your Own Comic Strip!


Directions: Look at the pictures below. Use the callouts to create a comic strip story.

1. 

2. 

3. 

4. 

5. 



HINDI HOMEWORK

प्रश्न-1-निम्नलिखित गद्यांश को पढ़कर पूछे गए प्रश्नों के उत्तर दें: -

मानव जीवन में वृक्षों अर्थात् पेड़ों का अत्यधिक महत्त्व है। मनुष्य अपने जीवन की सभी आवश्यकताओं के लिए वृक्षों पर आश्रित अर्थात् निर्भर है जैसे रोटी, कपड़ा और मकान। वृक्ष वातावरण की सुंदरता बढ़ाते हैं। वृक्ष हमें अन्न, फल, सब्जियाँ, दालें आदि प्रदान करते हैं। वृक्षों से ही हमें लकड़ी प्राप्त होती है जिससे घर के सामान, फर्नीचर, कागज़, रूई, रेशम, रबड़, गोंद, माचिस प्राप्त होती हैं। वृक्ष पशु-पक्षियों के घर भी हैं। ये धूप और गर्मी में थके हुए लोगों को छाया और ठंडक प्रदान करते हैं। वृक्ष प्राणदायक वायु (ऑक्सीजन) प्रदान कर इस धरती पर जीवन संभव बनाते हैं। वृक्ष बादलों को अपनी ओर आकर्षित कर वर्षा करवाने में सहायता करते हैं। वृक्षों के जड़ अपने आस-पास की मिट्टी को कसकर जकड़े रहती हैं इसके कारण उपजाऊ मिट्टी पानी और हवा के साथ बहती या उड़ती नहीं हैं। अतः वृक्षों के बिना मानव जीवन की कल्पना नहीं की जा सकती ।

मनुष्य अपने जीवन के लिए किस पर आश्रित हैं ?

वृक्ष हमें क्या-क्या प्रदान करते हैं ?

वृक्ष कैसे धरती पर जीवन संभव बनाते हैं ?

वृक्ष वर्षा करवाने में कैसे सहायक हैं ?

मिट्टी के लिए वृक्ष क्यों आवश्यक हैं ?

प्रश्न-2 दिए गए प्रश्नों के उत्तर निर्देश के अनुसार गद्यांश से ढूँढकर दें: -

संयुक्त व्यंजन वाले दो-दो शब्द लिखें: - _____, _____

द्वित्व व्यंजन वाले दो-दो शब्द लिखें: - _____, _____

'र' के रेफ़ वाले रूप के दो-दो शब्द लिखें:- _____, _____

आगत स्वर का एक शब्द लिखें:- _____

अर्थ लिखें:- ज़रूरत _____, गृह _____

प्रश्न-3 दिए गए विषय पर 50-60 शब्दों में अनुच्छेद लिखें: -

Maths Worksheet

Name: _____

Roll No. _____

A. Indian Place Value System

1. A yak herder in North Sikkim has 2,15,290 kg of hay stored.

a) What is the place value of 5 in the number? _____

b) Write the number in expanded form :

c) Write the number in words (Indian system):

B. International Place Value System

2. A handloom business in Gangtok exported woollen clothes worth 3449987 rupees last year.

a) Put commas according to the International place value system:

b) Write the number in words (International system):

c) What is the place value of 4? _____

C. Ordering Numbers

3. Arrange the following number of visitors during various Sikkim festivals in ascending

order: 82,413 38,705 41,720 56,950

4. Arrange the following production numbers (in kg) of ginger from Sikkim farms in descending order :

17,315 12,671 25,890 20,905

D. Successor and Predecessor

5. During a fair, 9,999 people visited a local crafts exhibition.

a) What is the successor of the number of visitors? _____

b) What is the predecessor of 10,001? _____

6. The owner of a tea garden packed 25,000 boxes of tea. The next day he

packed 1 box more. What is the total now? _____(Name the successor)_____

E. Roman Numerals

7. Losar Festival lasted for 8 days. Write the number 8 in Roman numerals: _____

8. A tribal dance event had 59 performers. Write the number in Roman numerals:

9. The Sikkim Culture Fest started on day 24. Write in Roman numerals:

F. Story Sums

10. A farmer in South Sikkim produced 97,250 kg of cardamom. He sold 59,109 kg to markets.

a) How much cardamom is left?

Given 1) _____

2) _____

To find

Solution:

_____ Ans

b) Write the answer in words:

11. A tourist shop in Namchi sold

Wool shawls: 2,034

Wooden masks: 2,768

Prayer flags: 2,809

a) How many total items were sold?

Given 1) _____

2) _____

3) _____

To find

Solution

_____ Ans

a) Estimate the total to the nearest hundred: _____

12. Sikkim is one of the favourite tourist destination in India. Find out:

The population and area of the state and number of languages spoken by the people.

Represent this information in tabular form and write in figures and in words according to the Indian and International number system.

Information	In figures (Indian system) (International system)	In words (Indian system)	In words (International system)
Population			
Area			
Languages			

13. A shopkeeper sold traditional clothes worth ₹78,540 in January and ₹67,305 in February.

a) What is the difference in sales between the two months?

Given 1) _____

2) _____

To find

Solution

_____ Ans

b) In which month did he earn more? _____

14. A traditional carpet factory in Sikkim made 3,15,469 carpets in January and 1,56,809 carpets in February. Out of the total carpets made in both months, 2,15,156 were exported to other states.

How many carpets remained in Sikkim?

Given

1) _____

2) _____

To find

1) _____

Solution

Ans _____

15. A cultural exhibition had 1,35,000 visitors in the first week and 1,47,000 in the second week. How many visitors attended in total? Write the answer in words.

Given

1) _____

–

2) _____

To find

Solution


Ans.

Science Worksheet-1

Name : _____

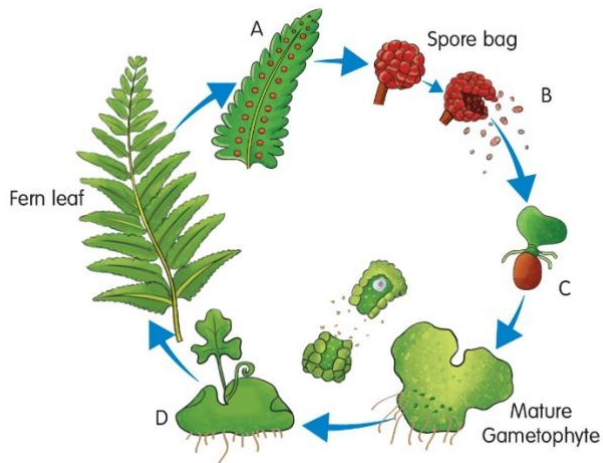
Roll No.: _____

Q1. Label the parts of the flower:



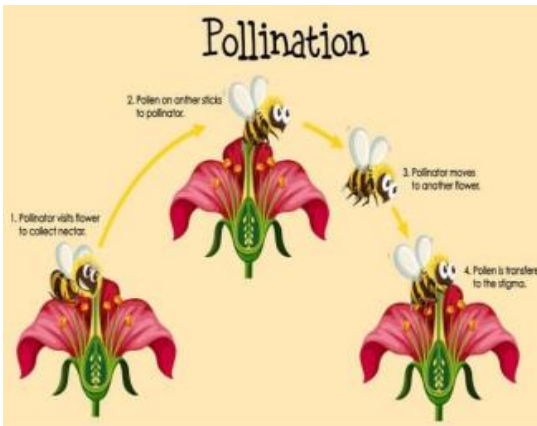
Q2. Choose the words from the box to label the complete process of reproduction in a fern plant.

Explosion and scattering of spores	Sporophyte formation	Fern leaf with spore bags	Gamete formation
------------------------------------	----------------------	---------------------------	------------------



A: _____
 B: _____
 C: _____
 D: _____

Q3. Identify the type of pollination and explain how it occurs:



Q4. Read the text below. Write the missing words in the space.

When the _____ land on the _____ of a flower of the same species, a pollen _____ may grow down through the centre of the _____ towards the ovary. The _____ cell inside the pollen grain passes down the tube to join with the _____ cell in the ovule. This process is called _____. After this, the ovary develops into a _____ and ovule becomes the _____.

Q5. Fill in the blanks with appropriate words to complete the sentences.

- a. Ferns reproduce by producing _____.
- b. Some flowers that have both male and female parts are called _____ flowers.
- c. _____ and _____ are the examples of unisexual flowers.
- d. Few examples of pollinators are _____, _____ and animals

Q6. Complete the analogies:

- a) male reproductive part of a flower: stamen :: female reproductive part of a flower _____
- b) flowering plant : rose :: non flowering plant : _____
- c) brightly coloured: petals:: small, leaf like: _____

Science Worksheet-2

Block2

ClassV

Name : _____

Roll No: _____

Q1. Fill in the blanks with an appropriate word to complete the sentence.

- Dispersal of seeds prevent _____.
- Squirrels _____ seeds to eat them later.
- Seed dispersal is necessary to reduce _____ among young plants.
- Seed of _____ are dispersed through animal defecation as they remain undigested.
- Seeds of _____ and _____ plants disperse through explosive actions.

Q2. Look at the following pictures and write the features of seeds that help them in their dispersal.



Q3. Complete the analogies. One has been done for you.

- Spongy fruit: Lotus :: light and feathery seeds :: Dandelion
- Burdock seeds : hook like :: fig seeds: _____
- Pea seeds:: enclosed in a pod :: Maple seeds: _____

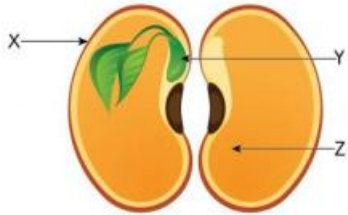
Science Worksheet-3

Block 3 & 4

Name : _____

Roll No: _____

Q1. Look at the picture and answer the questions.



a) Label different parts of a seed

X _____

Y _____

Z _____

b) Which type of seed is it- monocot or dicot?

c) A bean seed does not make its own food. How does the plant embryo, that grows into a new plant, get its food? Answer in 1–2 sentences.

Q2. Give one word for the following:

a) Leaf-like parts of a seed that provide nutrients to growing plant. _____

b) The part of the seed that grows into a new plant. _____

c) The protective layer around the seed. _____

d) The development of a new plant from a seed. _____

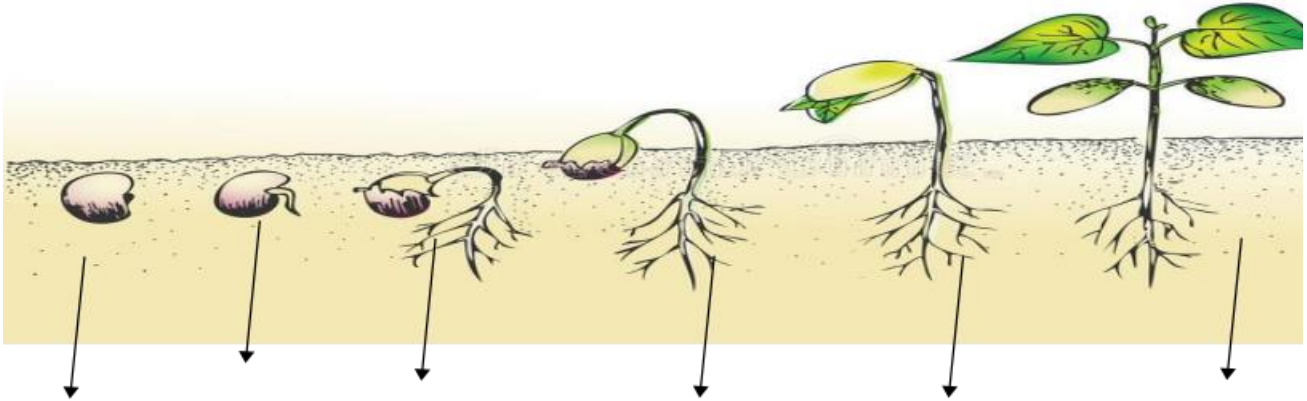
e) Seed that has two cotyledons. _____

f) Seed that has one cotyledon. _____

g) A seed that that does not germinate even when it has necessary conditions. _____

- h) Swollen part of the root that grows below the soil surface and store food. _____
- i) Reproduction through vegetative parts of the plant is called _____

Q3. Label the stages of seed germination in the given diagram:



Q4. Plants can reproduce asexually with the help of vegetative parts such as stems, leaves and roots. Pritam wants to grow new plants. Which part of the plant can he use to grow new plants in the following cases.

- Case 1. Sweet potato _____
- Case 2. Dahlia _____

Q5. Give reason for the given statement:

- a. Dormancy is important for seeds.

- b. A seed needs a seed coat.

Social Studies

Name - _____

Date _____

1. Choose if True or False.

A. Sweepers and garbage collectors face challenges while cleaning.

A. False

B. True

B. We should throw wet and dry garbage in the same dustbin.

A. True

B. False

2. Which of these is about the dignity of labour? Choose the correct option.

A. Keep the neighbourhood clean.

B. Throw garbage in bins.

C. Child labour must be banned.

D. Treat the cleaners with respect.

3. Ants cooperate and work together in an anthill. Which of these people have learned from ant behaviour? Choose the correct option.

A. During a group activity, some students refused to share ideas with each other.

B. In a tennis game, the two players kept arguing instead of playing as a team.

C. At a community clean-up, some neighbours didn't help, leaving others to do all the work.

D. For a school project, a few students did the research, while a few others wrote the text.

4. Write 2 things that you can guess about this family from the picture.



5. Fill in the blanks using the words from the box.

doctor	watchman	newspaper boy	grocer	gardener	carpenter	electrician	bus driver
--------	----------	---------------	--------	----------	-----------	-------------	------------

In the town of Springfield, there lived a community of people who made their town a wonderful place. Every morning, Mr. Wheels, the _____, made sure that the children reached school safely, while the _____, Benny made sure everyone got their daily newspaper. Mrs. Green, the cheerful _____, created magic in the town with her colourful flowers and green lawns. At the corner shop, Mr. Keeper, the _____, sold eggs, bread, and butter. When there was a power cut, Ms. Spark, the _____ was called to help, and if a door creaked or a chair broke, Mr. Crafty, the _____, came to the rescue. If anyone fell ill, Ms. Goodhealth, the _____ was always ready with her medicines. Last but not least, Mr. Watchful, the _____, made sure everyone was safe at night in Springfield.

6. A group of Grade 5 students are facing some problems while doing a group activity in class. Read the problems and suggest a solution for each of the problems.

Problems	Solutions
The group members are unable to agree with each other.	
Some of the members have more tasks than others.	
The group is unable to complete the activity on time.	

7. Arun lives in a village with his family. This year, he had a bad harvest and did not earn enough money from his crops. Should Arun move to a new city to look for a job? Why/Why not? Support your answer with at least 3 reasons.

Ans7 _____

B. The king who built it was a weak ruler.


C. The people of Gwalior have been living in the Gwalior Fort for a very long time.

D. The high walls of the fort were meant to protect the king and his people.

Q7. Match the house or the part of the house with the place and the building materials found there.

Options	Answers
A. Stone carvings on the wall	Villages in Kerala: abundance of palm trees
B. Thatched roof made of dried leaves	Rajasthan: rich in sandstone and marble
C. Wooden houses	Himachal Pradesh: abundance of forests
D. Bamboo houses	Assam: rich in bamboo

Q8. Draw a house for a place where it rains heavily. Also, write 1 sentence on how this house will help in such a place.



Q9. Imagine you were a ruler of the past. Which 3 things would you keep in mind while building a fort? Explain with reasons in 5 to 6 sentences.

Ans9.

Q10. Look at the picture of a homeless family and answer the questions.



A. Where do you think this family is living?

B. Give 2 reasons why this family could be homeless.

C. Write 1 problem that this family may be facing?

ART

NEWSPAPER CRAFT.

TITLE-wall hanging or basket

Medium used-waste materials, newspapers, dry fruit shells ,craft mirror, cardboard box.

