

New Era Public School (Primary Wing)

Dear Students

The much-awaited summer break is here! It's time to relax and spend time with your family members and friends. We hope you are enjoying yourself and are involved in learning new things. This is the time to pursue your hobbies too. Do play some games or go for swimming, skating or dance classes.

We would like you to take out an hour or two every day to revise the concepts done in April and May in school. 2 worksheets of each subject have been prepared for you. Please do them independently. Take help from your parents or siblings only if required. 1 project has been assigned to each class. Collect information and pictures for the same. Use your creativity to make it attractive.

We look forward to welcoming you back in July.

Have a wonderful time!



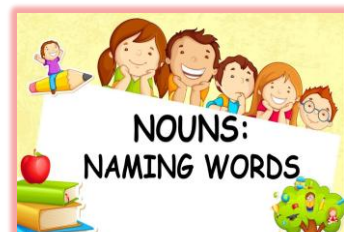
New Era Public School  
English Worksheet 1  
Class I

Name: \_\_\_\_\_

Date: \_\_\_\_\_









Q1. Read the naming words. Put each word under its correct heading.

hen                  Virat                  park                  bell  
classroom          sister                  tree                  horse  
baby                  yak                  table                  Delhi



Persons	Places	Animals	Things

Q2. Look at the pictures. Fill in the missing letters to complete the words.

 p _ _ g	 v _ _ n	 b _ _ d
 m _ _ p	 c _ _ t	 l _ _ g
 s _ _ n	 j _ _ m	 h _ _ n

Q3. Write the words that begin with the same sound.

a. can, car, cab, \_\_\_\_\_

b. big, bun, bin, \_\_\_\_\_

Q4. Circle the odd one out.

a.	kit	lit	rat	sit
b.	but	nut	hut	not
c.	ham	tip	jam	dam
d.	bin	pet	met	net

Q5. Circle the words that rhyme with the given pictures.

	cap	tip	pat
	sat	run	van
	cot	but	mat
	man	fun	pat
	can	ten	ham
	dig	pit	pet



Q6. Look at the picture of the garden.

a. Write 2 naming words for things.

b. Write 2 naming words for people.



New Era Public School  
English Worksheet 2  
Class I

Name: \_\_\_\_\_

Date: \_\_\_\_\_

Q1. Name the picture and write its rhyming word.



6	six	fix

Q2. Choose the correct meaning of the underlined word.

My rabbit is furry.

a. with hair on

b. looks like jelly



Q3. On the basis of the poem 'The Alphabet Song', fill in the blanks.

rat

snail

fish

yam

a. The cat can catch a \_\_\_\_\_.

b. Iggy has a \_\_\_\_\_.

c. Yak has a yummy \_\_\_\_\_.


d. The \_\_\_\_\_ is very slow.



Q4. Name the given pictures.





Q5. Look at the naming words on the fish. Colour the Common naming words **red** and Proper naming words **yellow**. Colour the fish tank beautifully!



Q6. Frame sentences with the words given:

a. run- \_\_\_\_\_

b. dog- \_\_\_\_\_



New Era Public School  
 Mathematics Worksheet 1  
 Class I

Name: \_\_\_\_\_

Date: \_\_\_\_\_

Q1. Guess the number.

**ACROSS**

1. I am a 1-digit number. I am 1 more than 3.
4. I am a number equal to the number of fingers on one hand.
6. I am a number with 1 ten and 9 ones.
7. I am a 2-digit number. I come just before 11.

**DOWN**

1. I am one less than 16.
2. I come between 6 and 8.
3. My place value is 2 tens and 0 ones.
5. I am a two-digit number. I am 1 less than 12.




Q2. Count the seeds and colour the tens frame.

a.




b.




Q3. Unscramble the number names.

<p>T W T Y E N</p> <p>20</p>	<p>E I H T E T R N</p> <p>13</p>	<p>E I E X T S N</p> <p>16</p>
<p>F E I F T E N</p> <p>15</p>	<p>T L E V E W</p> <p>12</p>	<p>N I E T G E E H</p> <p>18</p>

Q4. Follow the numbers in order from 1 to 20 to help the girl get her magic pot.



New Era Public School  
Mathematics Worksheet 2  
Class I

Name: \_\_\_\_\_

Date: \_\_\_\_\_

Q1. Fill in the missing numbers.



Q2. Count the apples. Write the number, number name and the expanded form.



Number- \_\_\_\_\_

Number name- \_\_\_\_\_

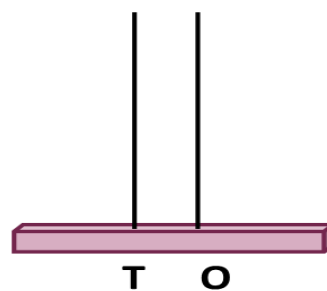
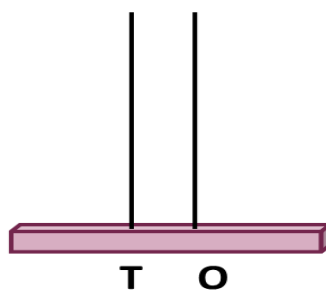
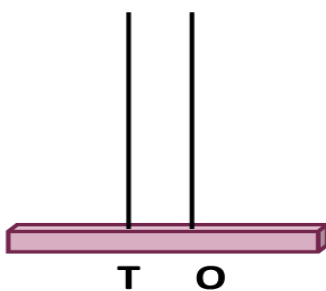
Expanded form - \_\_\_\_\_

Q3. Show the given numbers on the abacus.

a. 20

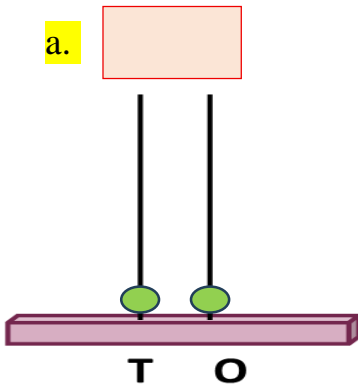
b. 13

c. 6

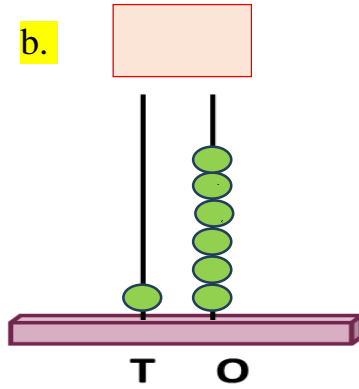


Q4. Write the number.

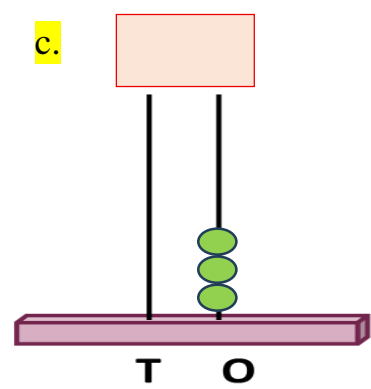
a.



b.

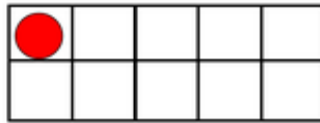
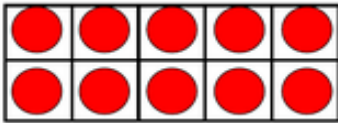


c.


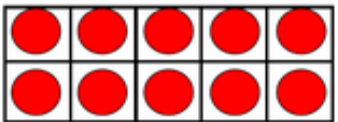


Q5. Use the tens frame to write the numbers.

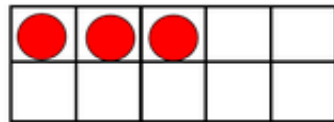
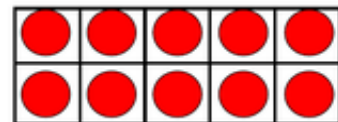
a.



b.



c.



Q6. Fill in the blanks.

a. The place value of 8 in 18 is \_\_\_\_\_.

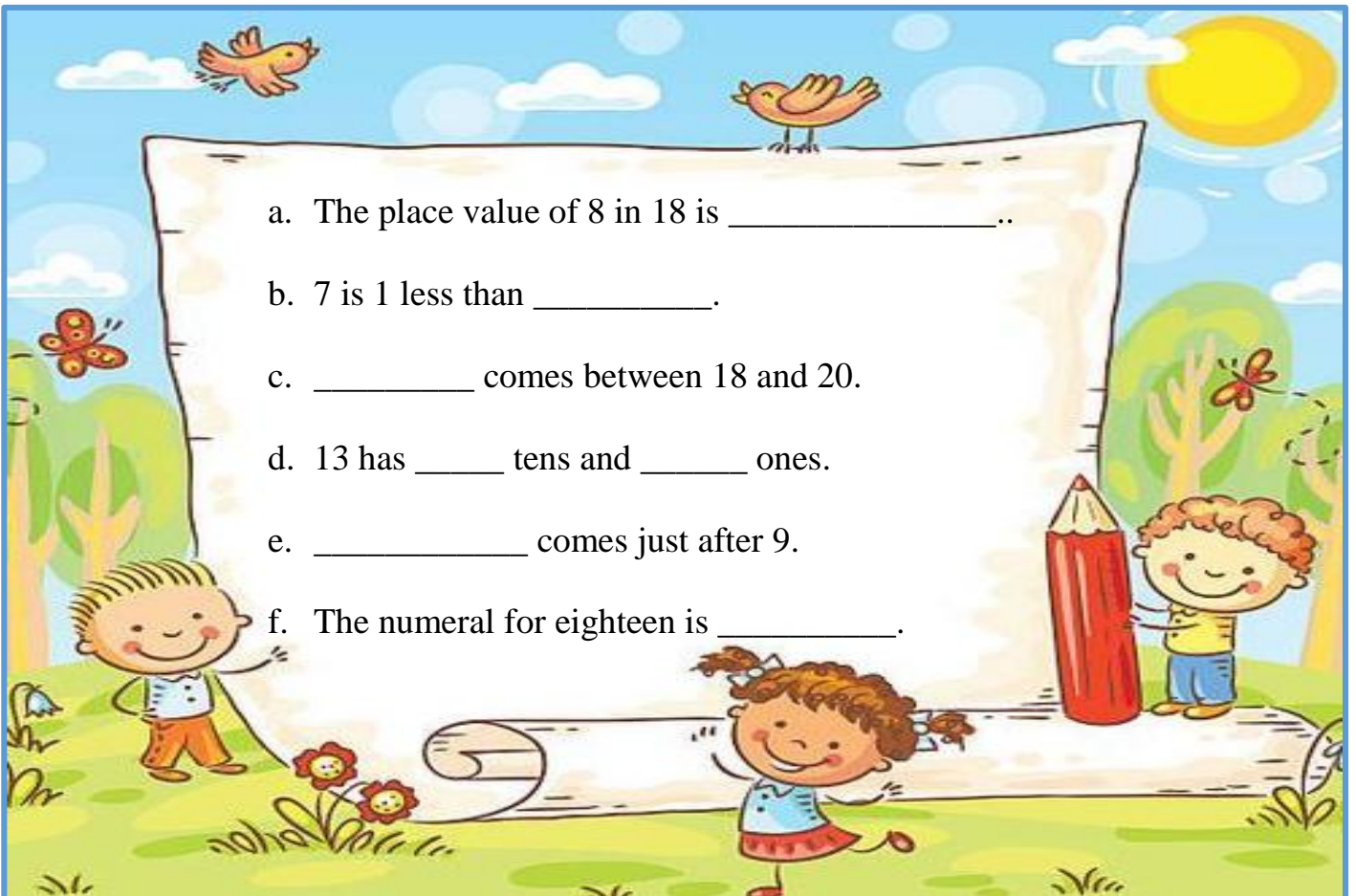
b. 7 is 1 less than \_\_\_\_\_.

c. \_\_\_\_\_ comes between 18 and 20.

d. 13 has \_\_\_\_\_ tens and \_\_\_\_\_ ones.

e. \_\_\_\_\_ comes just after 9.

f. The numeral for eighteen is \_\_\_\_\_.



Name: \_\_\_\_\_

Date: \_\_\_\_\_

Q1. Complete the given frames about yourself.

**All About Me**

I am \_\_\_\_\_  
years old

I have a pet \_\_\_\_\_

**My Favorite**

Colour: \_\_\_\_\_

Animal: \_\_\_\_\_

Food: \_\_\_\_\_

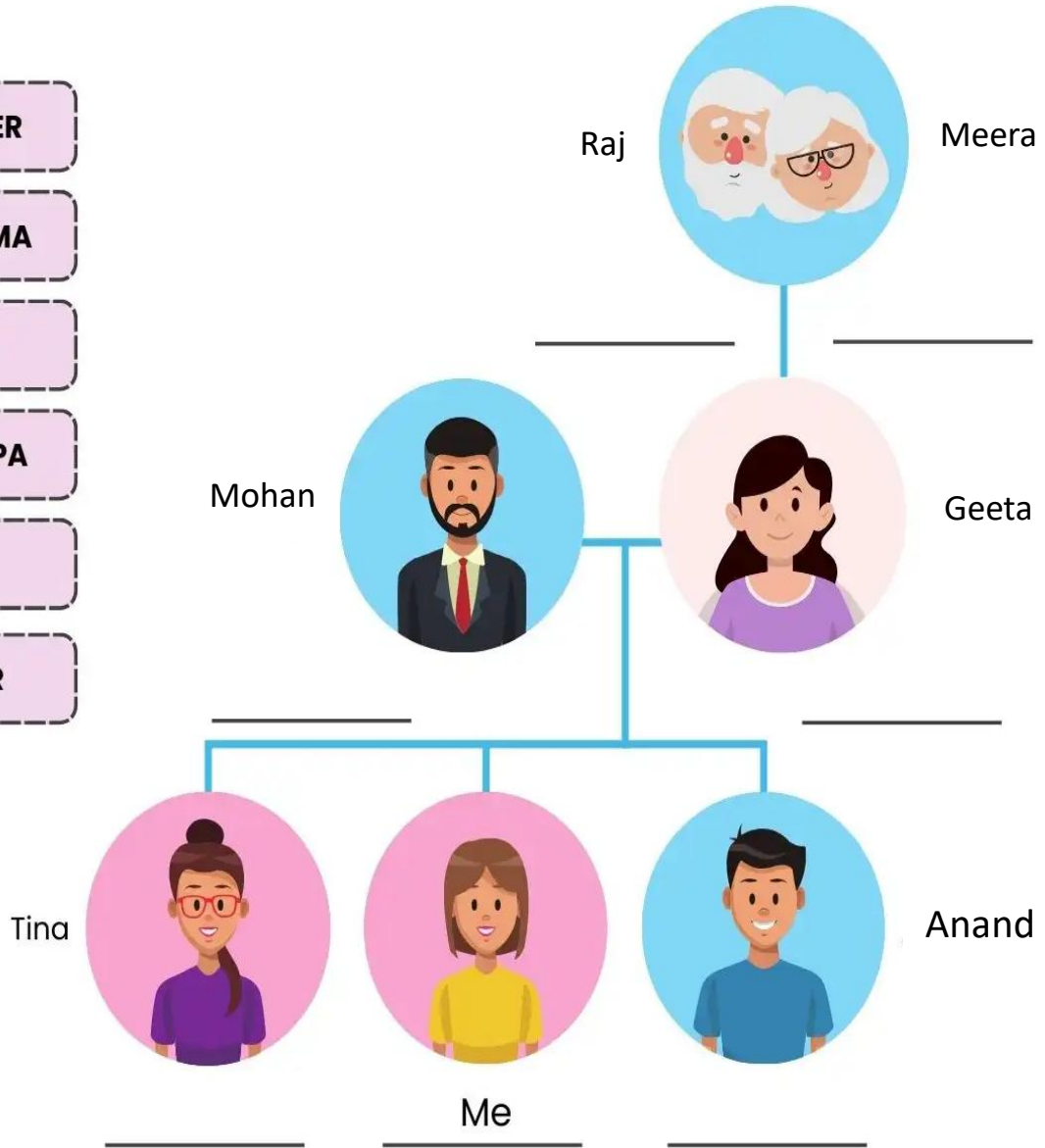
Book: \_\_\_\_\_

**Self Portrait**

© preschool-education.com

Q2. Write the correct word below each picture.

- BROTHER**
- GRANDMA**
- MOM**
- GRANDPA**
- DAD**
- SISTER**



• Write the correct relationship in each sentences.

Raj is my .....

Meera is my .....

Mohan is my .....

Geeta is my .....

Tina is my .....

Anand is my .....

- |                |                |
|----------------|----------------|
| <b>GRANDPA</b> | <b>BROTHER</b> |
| <b>DAD</b>     | <b>GRANDMA</b> |
| <b>SISTER</b>  | <b>MOM</b>     |

New Era Public School  
Environmental Science Worksheet 2  
Class I

Name: \_\_\_\_\_

Date: \_\_\_\_\_

Q1. Circle the hands with the activities that you like doing with your family.



Q2. Solve the following word scrambles. **Clue:** All words are names of family members!

1. orbtrhe

\_\_\_\_\_

2. ons

\_\_\_\_\_

3. aetfrh

\_\_\_\_\_

4. cunle

\_\_\_\_\_

5. ressit

\_\_\_\_\_

6. daguhtre

\_\_\_\_\_

7. rohtem

\_\_\_\_\_

8. tanu

\_\_\_\_\_

9. hrdangremot

\_\_\_\_\_

10. aagtrnedrfh

\_\_\_\_\_

Q3. Look at the pictures and write the names of the festivals. (Hints are given below)

Diwali

Raksha Bandhan

Ganesh Chaturthi

Christmas


Holi

Janmashtami

Makar Sankranti

Eid

Dussehra



\_\_\_\_\_

\_\_\_\_\_

\_\_\_\_\_



\_\_\_\_\_

\_\_\_\_\_

\_\_\_\_\_



\_\_\_\_\_

\_\_\_\_\_

\_\_\_\_\_

Q4. Paste a picture celebrating any one of your special days.



न्यू ईरा पब्लिक स्कूल

हिंदी कार्य प्रपत्र - १

कक्षा - पहली

नाम - \_\_\_\_\_


दिनांक- \_\_\_\_\_

प्रश्न १. कविता पढ़ें और आ मात्रा वाले शब्दों को रेखांकित करें। चित्र में रंग भरें।

आसमान पर बादल छाया, राम अपना छाता लाया।  
काला-काला बादल आया, जल बरसाकर मन हरषाया।  
राधा आई आम खाकर, लाल टमाटर साथ में लाकर।  
ताला लगाकर बाहर जा, अपना पाठ समझकर पढ़ा।  
गाजर, दाल और पालक ला, खाना खाकर पाठशाला जा।



प्रश्न २. सही शब्द पर गोला लगाओ। चित्रों में रंग भरें।



टाला / तारा



अजगर / अगर



सड़क / सनक

प्रश्न ३. दिए गए वर्ग पहेली में से पाँच शब्द ढूँढ़कर गोला लगाओ और किन्हीं तीन शब्दों से वाक्य बनाओ ।

आ	मा	ब	पा	पा
म	न	र	या	न
पा	व	सा	व	न
द	वा	त	ब	ला



प्रश्न ४. चित्र पहचानकर उत्तर लिखें ।

क. घर के दरवाज़े पर जाता, चाबी से यह खुल जाता।  
घर की रक्षा यह करवाता, बताओ बच्चो, क्या कहलाता?



ख. लंबी-लंबी लाल मैं आती, सलाद में सबको भाती,  
खरगोश को भी खूब भाती, बताओ बच्चो, क्या कहलाती?



न्यू ईरा पब्लिक स्कूल

हिंदी कार्य प्रपत्र - २

कक्षा - पहली

नाम - \_\_\_\_\_

दिनांक- \_\_\_\_\_

प्रश्न १. दी गई कहानी पढ़ें और मिलते - जुलते शब्द ढूँढ़कर लिखें। एक शब्द अपने से लिखें।

फल खाता राजा, बजा रहा था बाजा।

भवन था उसका पास, करता था हवन खास।

राजा खाता खाना, गाता गाना, था वह बड़ा सयाना।



राजा - \_\_\_\_\_, \_\_\_\_\_

खाता - \_\_\_\_\_, \_\_\_\_\_

भवन - \_\_\_\_\_, \_\_\_\_\_

खाना - \_\_\_\_\_, \_\_\_\_\_

प्रश्न २. अलग शब्द को रेखांकित करो।

क. वन      कमल      घर      चल

ख. चावल      दावत      अचकन      बाल

प्रश्न ३. चित्र पहचानकर नाम लिखें।



प्रश्न ४. चित्र देखकर खाली स्थान भरें।

क. राधा बाज़ार जाकर  ला।



ख. राम आज लाल - लाल  खा।



ग. काला  छा गया।



घ. मदन  पहन।



# Project Work

## The Paradise Beaches of Andaman & Nicobar



### Holiday Homework Project for Class I A

The beaches of Andaman and Nicobar Islands are popular tourist vacation spots. Let's know more about them.

- Paste 4-5 pictures of different beaches and label them in your own handwriting.
- Present your work in a creative manner in the EVS notebook.

## Under the Andaman Sea – Exploring Aquatic Life 🐙



### Holiday Homework Project for Class I B

The ocean is a delicate, interconnected web of life. Every creature plays a vital role. Let's know more about them.

- Paste 4-5 pictures of the fascinating aquatic creatures and label them in your own handwriting.
- Present your work in a creative manner in the EVS notebook.

## Hands of Heritage – The Traditional Handicrafts of Sikkim



### Holiday Homework Project for Class I C

The handicrafts are not just decorative items; they are a living history book of a community. The crafts of Sikkim show a deep respect for nature. Let's know more about them.

- Paste 4-5 pictures of the traditional arts and crafts of Sikkim and label them in your own handwriting.
- Present your work in a creative manner in the EVS notebook.

## Sacred Spaces – The Temples & Monasteries of Sikkim



### Holiday Homework Project for Class I D

Sikkim reflects true spiritual and cultural identity. It is a land of profound spirituality. Let's know more about them.

- Paste 4-5 pictures of religious places of Sikkim and label them in your own handwriting.
- Present your work in a creative manner in the EVS notebook.