

New Era Public School (Primary Wing)

Dear Students

The much-awaited summer break is here! It's time to relax and spend time with your family members and friends. We hope you are enjoying yourself and are involved in learning new things. This is the time to pursue your hobbies too. Do play some games or go for swimming, skating or dance classes.

We would like you to take out an hour or two every day to revise the concepts done in April and May in school. 2 worksheets of each subject have been prepared for you. Please do them independently. Take help from your parents or siblings only if required. 1 project has been assigned to each class. Collect information and pictures for the same. Use your creativity to make it attractive.

We look forward to welcoming you back in July.

Have a wonderful time!



New Era Public School
English Worksheet 1
Class II

Name : _____

Date : _____

Q1. Read the following passage and answer the following questions:



On Friday evening, Riya and her cousins went to the park near their house. The weather was cool and pleasant. They played on the swings, slides, and seesaw for a long time. Riya flew a colourful kite high in the sky while her little brother ran after it happily. Their parents sat on a bench and watched the children play. After some time, everyone ate sandwiches, apples, and juice together. The children also played hide-and-seek and sang songs. Everyone laughed and had lots of fun together.

a) When did Riya go to the park and with whom?

b) Where is the park?

c) What did Riya fly in the sky and what did her brother do?

d) What did the children eat and drink?

_____.

Q2. Write the plural of the following words:

a. girl - _____

b. grass - _____

c. child - _____

d. tooth - _____

e. class - _____

f. tomato - _____

Q3. Write real or imaginary :

a. I can eat the chocolates.

b. We can ride on the dinosaur.



Q4. Look at the picture. Write naming words and tick the countable and uncountable under the correct heading.



Naming Words	Countable	Uncountable

New Era Public School
English Worksheet 2
Class II

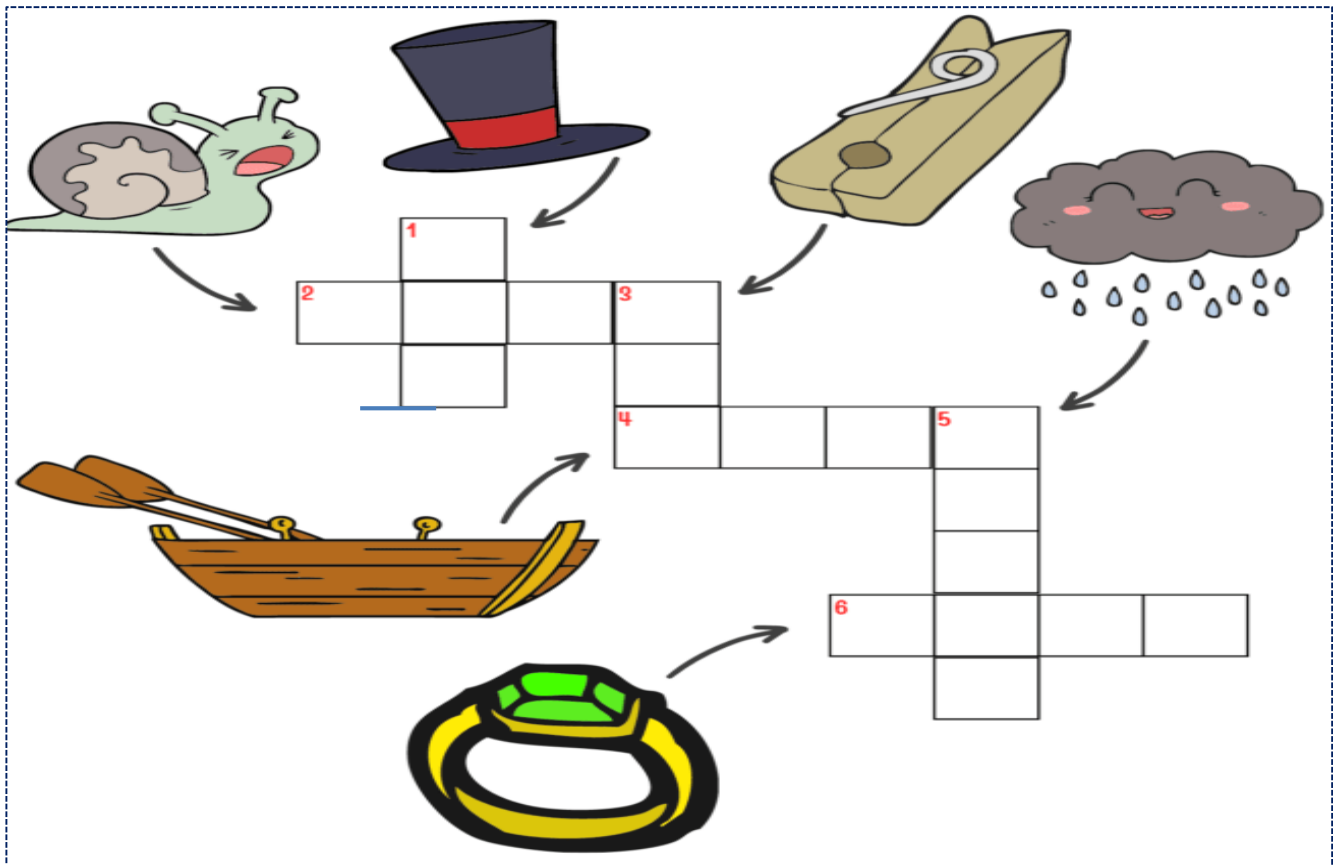
Q1. Fill in the blanks with the correct naming word.

- Rani is reading a_____.
- The cats are sleeping on the _____.
- Aman is my _____. He lives in_____.
- My father and I plant_____.
- The _____is taking a bath.
- Tina and Mina are _____. They go to _____together.
- Rahul is playing with his _____because he is bored.



Q2. Complete the crossword puzzle by writing the rhyming word of the given picture.

Example- 2 across- You can write nail in the crossword (rhyming with snail).



Q3. Look at the picture and write 3-4 sentences using the help words given in the box.



flying enjoying beautiful playing flowers butterfly jumping

4. Visit the Zoo and observe different animals, birds, and their habitats. Click pictures and paste them on an A4 sized sheet with attractive borders. Answer the following questions based on your visit.



a) Name any 4 animals or birds that you saw.

<input type="text"/>	<input type="text"/>	<input type="text"/>	<input type="text"/>
----------------------	----------------------	----------------------	----------------------



b) Write two amazing facts about any animal or bird you saw.



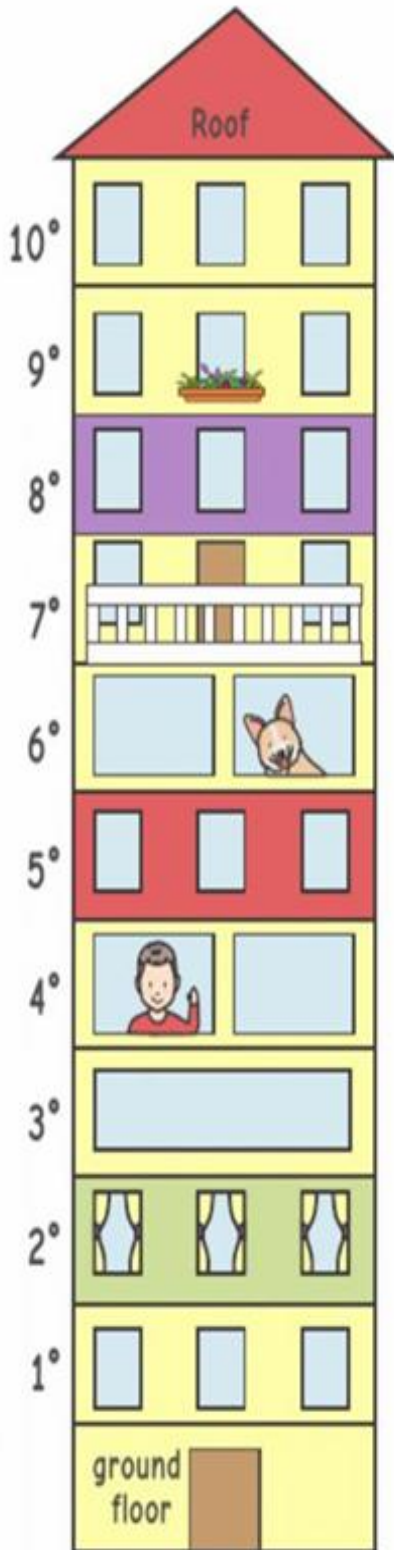
New Era Public School
Mathematics Worksheet 1
Class II

Name : _____

Date : _____

ORDINAL NUMBERS

Q1. Complete the sentences with the correct ordinal numbers.



a. The _____ floor is painted red.

b. There is a balcony on the _____ floor.

c. There is a dog on the _____ floor.

d. There is only one window on the _____ floor.

e. There are flowers on the _____ floor.

f. There is a boy on the _____ floor.

g. The _____ floor is under the second floor.

h. The _____ floor is under the roof.

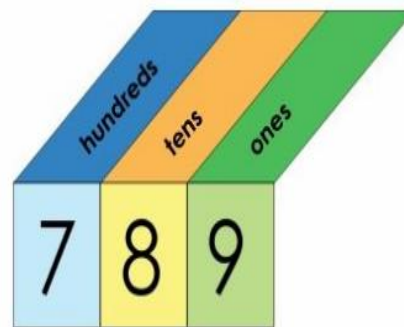
i. The _____ floor is painted purple.

j. There are yellow curtains on the _____ floor.



Q2. What will be the place value in the given numbers?

- a. 189 - Place value of 8 _____
- b. 145 - Place value of 5 _____
- c. 120 - Place value of 1 _____



Q3. Fill in the missing numbers

- a. 157, _____, 159, 160
- b. 131, 132, _____, 134
- c. 109, _____, 111, 112

Q4. Put the appropriate sign ($>$, $<$, $=$)

- a. 171 _____ 187
- b. 99 _____ 09
- c. 157 _____ One hundred fifty seven

Q5. Match the following

- a. $100 + 40$ 99
- b. 1 hundred + 5 tens + 6 ones 75
- c. seventy five 140
- d. One hundred four 104
- e. The greatest two digit number 156



Q6. Write the expanded form in both ways:

- a. 178 - _____

- b. 199 - _____

New Era Public School
Mathematics Worksheet 2
Class II

Name : _____

Date : _____

Q1. Look at the place value blocks and answer the questions:



The number is - _____

The number just after it is - _____

The number just before it is - _____

Q2. Circle the numbers which are more than 150:



Q3. Who am I ?

a. I am a 3-digit number. I have 6 at my tens place, 5 at my one's place and 1 at my hundreds place.



b. I have 1 at my hundreds place. The number in my tens place is the number of your eyes. The number at my one's place is the least one-digit number.



c. I am the largest three-digit number.




Find The Number



Q4. Solve the questions in the grid and fill in the missing numbers:

	9	+	3	=	
	+		-		+
	6	-		=	4
	=		=		=
		+	1	=	16

Q5. Let's make numbers using the given digits:



- a. Use the three digits to make the largest number.
- b. Use the three digits to make the smallest number.
- c. Use any two digits to make a number between 50 and 60.
- d. Use any two digits to make a number less than 20.
- e. Use any two digits to make a number greater than 40.

Name : _____

Date : _____

Q1. It is OKAY to show your EMOTIONS -



Write a situation for any four emotions-

1. I feel **happy** when _____
2. _____
3. _____
4. _____

Q2. Circle the pictures which are NOT your personal things.



Q3. Write two ways to take care of your personal things.

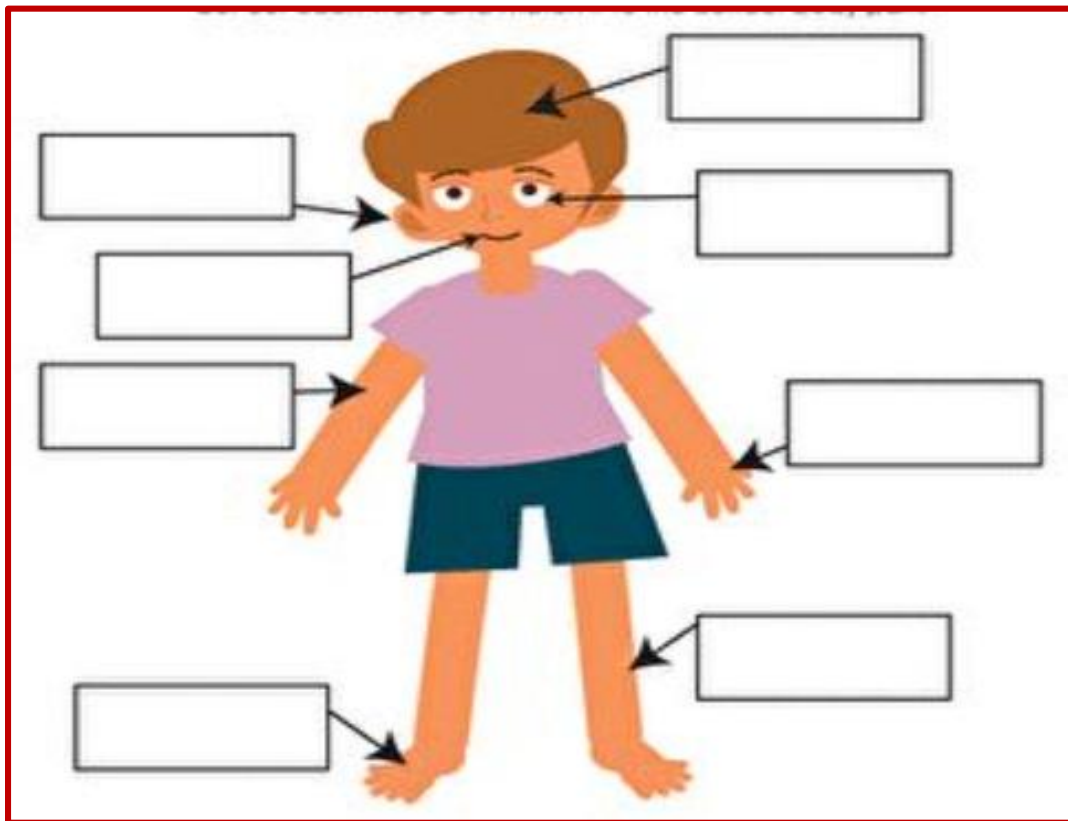
1) _____

2) _____

Q4. Different people have different hobbies. Write the hobbies of these children.



Q5. Write the parts of the body.



New Era Public School

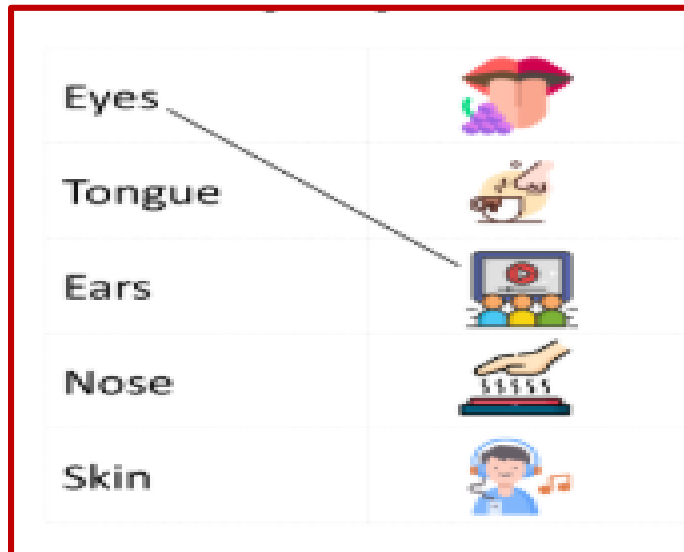
EVS Worksheet 2

Class II

Name : _____

Date : _____

Q1. Match the objects with the sense organs.



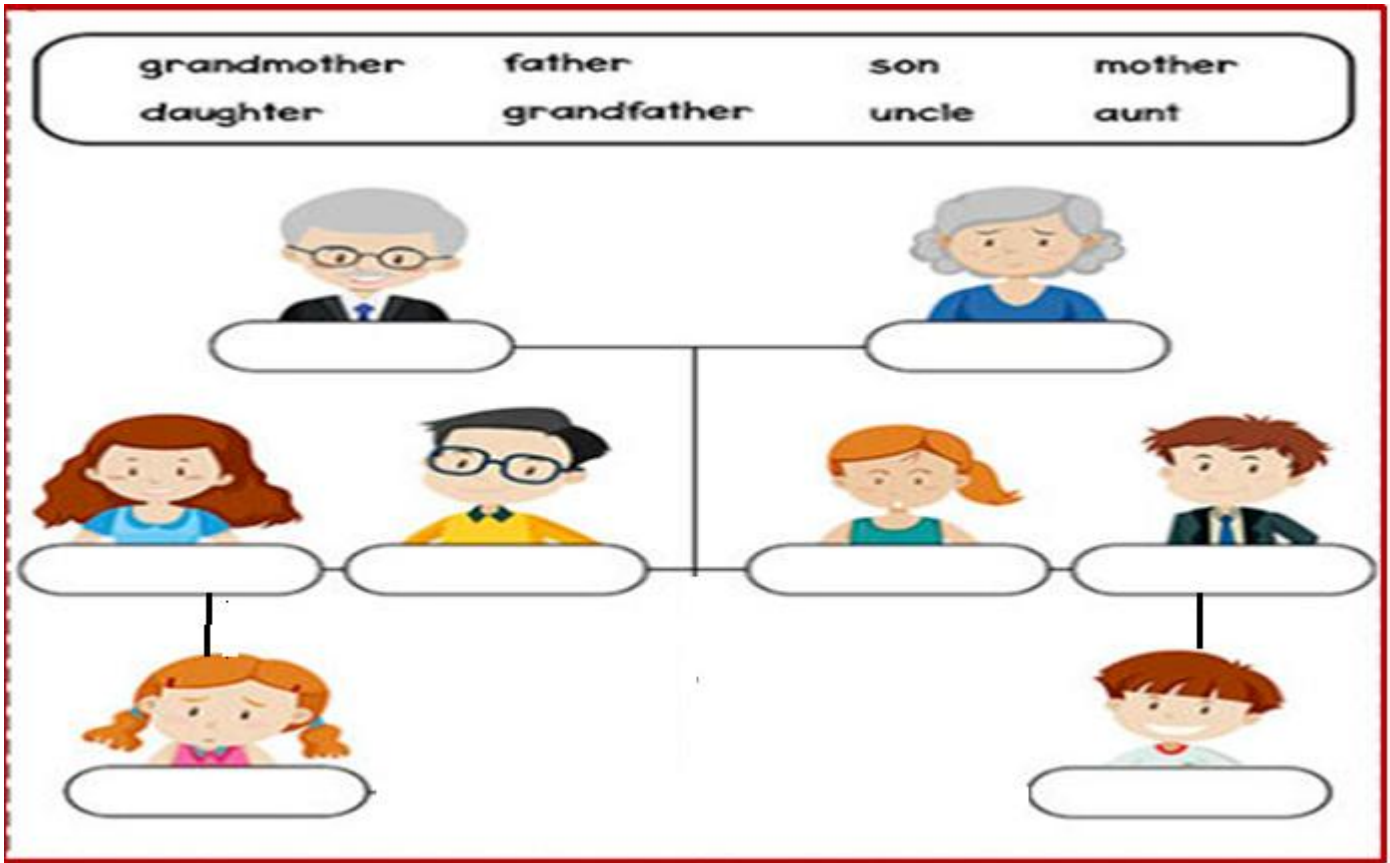
Q2. Circle the odd one out.

- | | | | |
|-------------|----------|----------|----------|
| a) painting | singing | cooking | bathing |
| b) arms | legs | brain | hands |
| c) eyes | torso | ears | nose |
| d) headache | sneezing | vomiting | coughing |

Q3. Circle the sense organ we use.

- | | |
|------------------------------|----------------------|
| a) To watch cartoons- | eyes / ears / nose |
| b) To know if food is salty- | tongue / ears / eyes |
| c) To feel hot milk- | nose / skin / ears |
| d) To hear the door bell- | eyes / ear / tongue |

Q4. Fill in the correct relation in the boxes given. Use the help box.



Q5. Name and draw any one activity you do with the body parts in the given boxes.

Arms

Legs

न्यू ईरा पब्लिक स्कूल
ग्रीष्मकालीन अवकाश हिंदी कार्य - प्रपत्र
कक्षा - दूसरी

नाम: _____

दिनांक: _____

मात्रा ज्ञान

प्रश्. सही मात्रा लगाकर शब्द बनाइए :



अगर



स नक



गलहर

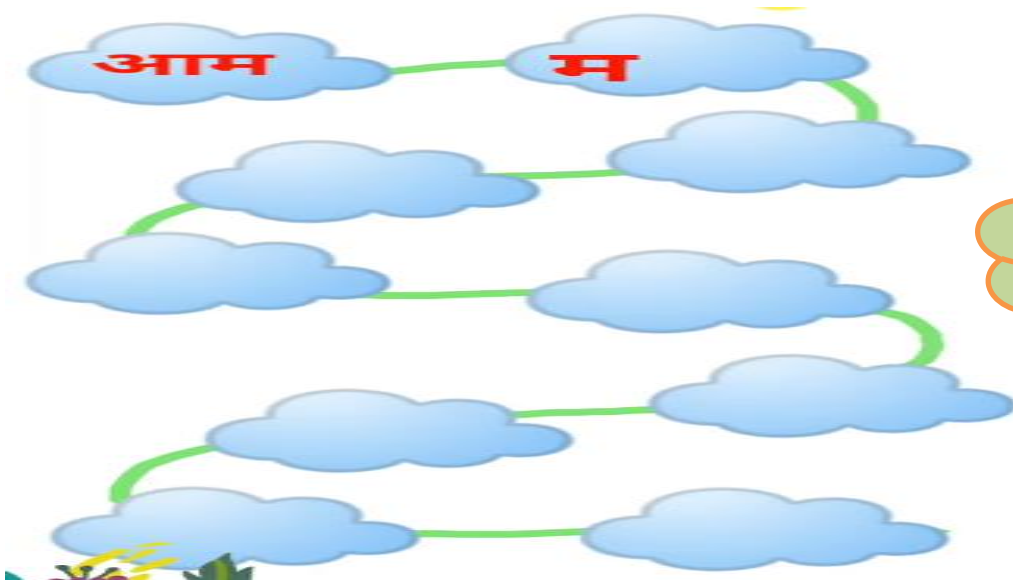


म र

प्रश्. चित्र देखकर नाम लिखें :



प्रश्. शब्दों की लड़ी को पूरा करें।



शब्द लड़ी

प्र४. विलोम शब्द लिखें:

सुख x _____

मेहनती x _____

ऊपर x _____

कामचोर x _____

दूर x _____

काला x _____

प्र५.

जानवर का नाम क्या होगा? 😞

कछुए के साथ दौड़ लगाने वाला _____
वर्षा में सुंदर नृत्य करने वाला _____
बिल्लियों की लड़ाई में मज़ा लेने वाला _____
सुबह-सुबह जगाने वाला _____
मामा के नाम से मशहूर _____
मौसी के नाम से मशहूर _____
कभी न सोने वाली _____
रंग बदलने वाली _____
रेगिस्तान का जहाज _____



प्र६. चित्र देखकर कोई ६ नाम वाले शब्द लिखें :



प्र७. अपठित गद्यांश को पढ़कर नीचे लिखे प्रश्नों के उत्तर दीजिए:

रवि अपने परिवार के साथ एक छोटे से घर में रहता था। उसके घर के सामने एक सुंदर बगीचा था। बगीचे में रंग-बिरंगे फूल खिले रहते थे। रवि रोज सुबह उठकर पौधों को पानी देता था। उसे तितलियों और चिड़ियों को देखना बहुत अच्छा लगता था। एक दिन उसने अपने जन्मदिन पर एक नया पौधा लगाया। रवि ने निश्चय किया कि वह हर साल एक नया पौधा लगाएगा। उसके इस अच्छे काम से उसके माता-पिता बहुत खुश हुए।



क. रवि कहाँ रहता था?

ख. रवि के घर के सामने क्या था?

ग. रवि रोज सुबह क्या करता था?

घ. रवि के अच्छे काम से कौन खुश हुए?

ङ. रवि ने अपने जन्मदिन पर क्या लगाया?

प्र८. प्रत्येक हाथ में दिखने वाली उँगली को सही संख्या के साथ जोड़ें:



१

२

३

४


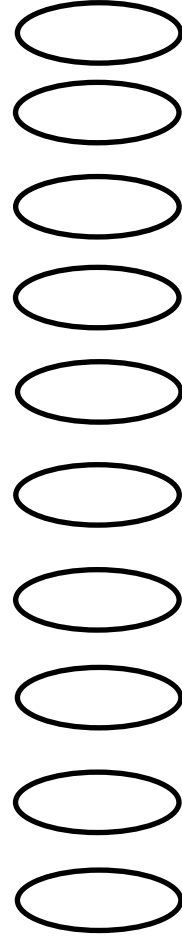
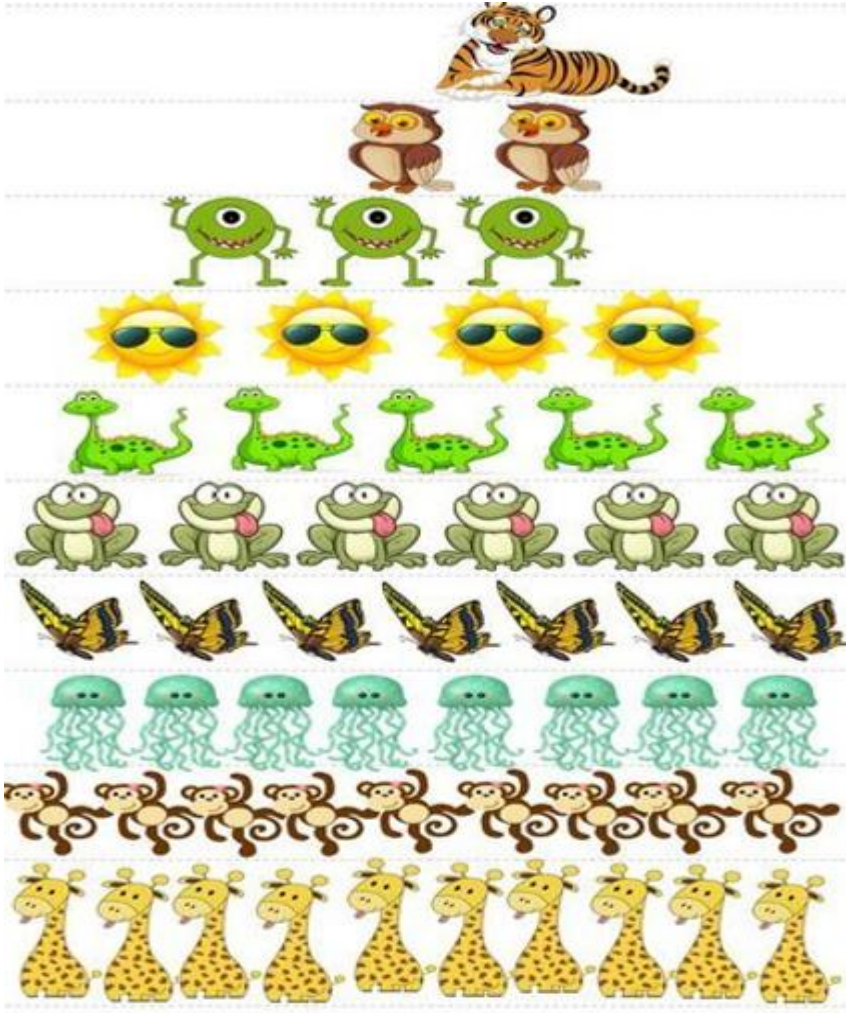
५



प्र९. चित्र देखकर हिंदी अंक और अंक का नाम लिखिए:

हिंदी अंक

अंक का नाम



प्र१०. शब्दों के अर्थ लिखकर वाक्य बनाए ।

मेहनत- _____

बेवकूफ - _____

कामचोर - _____

प्र११. कहानी 'मेहनत के फल' पाठ से आपको क्या शिक्षा मिलती है ?

प्र१२. पर्वत शीश उठाकर क्या कहता है?

PROJECT WORK


INDIA: From Mountains to Islands- An Amazing Journey

India is a land of many beautiful and unique places. All the states show the beauty and diversity of our country. Each place has its own food, festivals and lifestyle.

Let's explore **Sikkim** and the **Andaman and Nicobar Islands** and prepare a project based on the topics given below.

Sikkim is a state full of mountains, flowers, and rich culture.

Andaman and Nicobar Islands are known for their blue seas and sandy beaches.



The project needs to be presented on an A-3 size thick pastel sheet with attractive borders. The written work needs to be done by the child himself / herself as it will be assessed.

CLASS II A – SIKKIM (Food)

Sikkim is famous for its tasty and warm food.

Some famous dishes are momos, thukpa and noodles.
People enjoy eating hot food in the cold weather.



Activity: Paste 5-6 pictures of popular dishes that people of Sikkim love to eat and write their names neatly.



CLASS II B – SIKKIM (Festivals)

Sikkim celebrates many colourful and joyful festivals. Losar is the New Year festival of the people. Saga Dawa is a peaceful and important festival. Pang Lhabsol is celebrated to honour nature. People wear traditional clothes and dance happily.



Activity:

Paste 5-6 pictures of festivals celebrated in Sikkim and write their names neatly.



CLASS II C – SIKKIM (Animals)

Sikkim is home to many special animals. The red panda is a cute and famous animal. Yaks live in cold and snowy areas. Snow leopards are rare and live in mountains. Animals make Sikkim rich in wildlife.

Activity:

Paste 5-6 pictures of animals and write their names neatly.



CLASS II D – ANDAMAN & NICOBAR (Fun Activities)

Andaman & Nicobar Islands are famous for fun activities. People enjoy scuba diving and snorkelling in the sea. They also go for boat rides and play on the beaches. These activities are exciting and enjoyable.

Activity:

Paste 5-6 pictures of adventurous sports activities that people enjoy in Andaman and Nicobar Islands and write their names neatly.



CLASS II E – ANDAMAN & NICOBAR (Birds)

Andaman & Nicobar Islands are home to many beautiful and rare birds. Some birds found here are the Nicobar Pigeon, Andaman Bulbul and Narcondam Hornbill. These birds are colourful and unique. Many of them are not found anywhere else. They make the islands rich in bird life.

Activity:

Paste 5-6 pictures of birds found in Andaman & Nicobar Islands and write their names neatly.

