

New Era Public School (Primary Wing)

Dear Students

The much-awaited summer break is here! It's time to relax and spend time with your family members and friends. We hope you are enjoying yourself and are involved in learning new things. This is the time to pursue your hobbies too. Do play some games or go for swimming, skating or dance classes.

We would like you to take out an hour or two every day to revise the concepts done in April and May in school. 2 worksheets of each subject have been prepared for you. Please do them independently. Take help from your parents or siblings only if required. 1project has been assigned to each class. Collect information and pictures for the same. Use your creativity to make it attractive.

We look forward to welcoming you back in July.

Have a wonderful time!



New Era Public School
English Worksheet 1
Class III

Name: _____

Date: _____

Q1. Read the passage and answer the following questions.

Summer Vacations

When the summer vacation began, Aarav was very happy. He did not have to go to school, but his mother told him that vacation was not only for fun. It was also a time to learn new things, complete homework, and enjoy hobbies.

Every morning, Aarav woke up early, brushed his teeth, and went for a walk with his father. After breakfast, he spent one hour doing his holiday homework. He practiced handwriting, solved Math sums, read one page of English every day, and learned new spellings. His teacher had also asked him to keep a small summer diary. Aarav wrote about what he did each day.

After finishing his studies, Aarav had lots of fun. He played cricket with his friends in the park and rode his bicycle.



Sometimes he helped his mother water the plants. On hot afternoons, he stayed indoors and made paper crafts.

One week, Aarav visited his grandparents in the village. He helped Grandpa feed the cows and picked mangoes from the orchard. Grandma taught him how to make mango shake. In the evening, the family sat outside, listened to stories, and watched the stars.

During the vacation, Aarav also started a new hobby. He learned painting. Every day he drew flowers,

birds, and nature scenes. Soon he became better at mixing colours and making beautiful pictures. His parents were proud of him.

Before school reopened, Aarav completed all his homework, finished reading two storybooks, and made a scrapbook about summer vacation.

When vacation ended, Aarav felt happy because he had studied, played, helped at home, and learned a new hobby.

Aarav felt that he had made good use of his vacation time, do you agree with him?



Q1. What did Aarav do every morning during his summer vacation?

Q2. How did Aarav spend time at his grandparent's home in the village?

Q3. Why was Aarav happy when the vacation ended for him?

Q4. What new hobby would you choose to learn during vacation? Give one reason for your choice.

Q5. Describe your perfect summer vacation. What would you like to do each day?

Q6. Draw a picture of yourself enjoying your summer vacation.



New Era Public School
English Worksheet 2
Class III

Name: _____

Date: _____

Q1. Fill in the blanks with a, an, or the:

One sunny morning, Riya packed _____ apple, _____ orange, carrots and _____ bottle of juice for a picnic. She went to _____ park with her brother and saw _____ old man feeding birds near _____ lake. Suddenly, they heard _____ strange noise from behind _____ bush. It was _____ little rabbit! Riya gave it _____ carrot and smiled.



Soon they found _____ ice cream seller near _____ gate and bought _____ ice-cream cone. In the afternoon, Riya found _____ interesting shell near _____ lake and put it in her bag as _____ souvenir. It was truly _____ exciting day at _____ park.

Q2. Read the following passage and complete the table.

Mina's Busy Day

Mina is a cheerful girl. Every morning, she wakes up early and quickly makes her bed. Then she brushes her teeth and eats a healthy breakfast. Then she takes her red school bag and walks to school. She often meets her friend Ravi on the way. They talk and laugh together happily.

After school, Mina comes home and finishes her homework carefully. Then she helps her mother water the green plants. In the evening, she plays outside with her brother. At night, Mina reads a short story and sleeps peacefully. She loves her busy and happy day.



| Article | Noun | Verb | Adverb | Adjective |
|---------|------|------|--------|-----------|
| | | | | |

New Era Public School
Mathematics Worksheet 1
Class III

Name: _____

Date: _____



Suhani

My storybook has 215 pages



Parth

My storybook has 326 pages



Sonia

My storybook has 309 pages



Mayank

My storybook has 186 pages

Q1. Write the number names for the number of pages in the storybook of:

Suhani _____ Parth _____

Sonia _____ Mayank _____

Q2. Write the names of children in the decreasing order of the number of pages of their books.

_____, _____, _____, _____

Q3. The number of pages in the storybook of some more children are written in words. Write the numeral for each of them.



Akshat Two hundred thirty- eight



Ali One hundred ninety



Kirti Three hundred twenty-two

Q 4. Circle the numbers in the box according to the given instructions.

Numbers with 2
at the tens place

2839 6928

 3220

6100 1812

 2345

Numbers with 5 at
the hundreds place

5259 4235

 5000 1543

4551 2586

Numbers with 9 at
the thousands place

9026 2984

1119 8990

9183 3996

Q6. Write two even numbers just after:

- a) 284, _____, _____.
- b) 986, _____, _____.
- c) 899, _____, _____.

Q7. Identify the numbers in the coloured boxes and colour the squares with numbers according to the colour code.

Red

- a. $6000+200+10+5$
- b. Successor of 8969

Yellow

- a. Predecessor of 6951
- b. Nine thousand two hundred sixty-seven

5008 8970 2060 2049

6950 9999 9267 3000

- a. Smallest 4-digit number
- b. $9000+600+70+1$

- a. Greatest 4-digit number
- b. 4 thousands +6 hundreds+2 tens

1000 6215 9671 5900

1405 4620 2069 8088

Blue

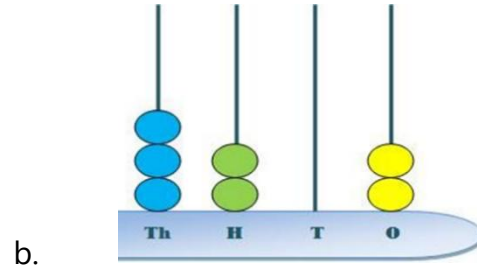
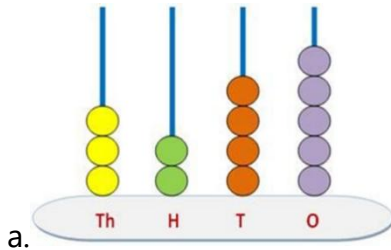
Green

New Era Public School
Mathematics Worksheet-2
Class III

Name: _____

Date: _____

Q1. Write the number and the number name from the following abacus.



Number _____

Number name _____


Number _____

Number name _____

Q2. Answer the following riddles.

a)


I am not an even number.
I am between 60 and 64.
I am not 63.
What am I?



Ans: _____

b)


I am a 2-digit number.
I have 6 tens.
I am $60+3$.
What am I?



Ans: _____

c)


I am more than 60 and less than 70.
I am an even number.
I am the next number in this pattern: 65, 64, 63, ____.



Ans: _____

d)


I am an even number.
My ones digit is 4.
My tens digit is 6.
What am I?



Ans: _____

Q4. Write in Roman numerals:

a. A week has days.



b. A clock has hours.



c. A year has months.



d. February has or days.



OR



Q4. Fill in the missing numbers in the following table:

| S.No | Predecessor | Number | Successor |
|------|-------------|--------|-----------|
| a | | 671 | |
| b | | 598 | |
| c | | 100 | |
| d | | 500 | |

Q5. Add the following numbers.

a. $2543 + 3135$

b. $5619 + 1350$

Q6. Fill in the blanks:

a. $2986 + 15 = \underline{\hspace{2cm}}$

c. $1179 + 1 = \underline{\hspace{2cm}}$

b. $1935 + 10 = \underline{\hspace{2cm}}$

d. $2986 + 100 = \underline{\hspace{2cm}}$

New Era Public School
Environmental Science Worksheet 1
Class III

Name: _____

Date: _____

Q1. Identify the following seeds and classify them based on their use:

| | | |
|-------|---------|-----------|
| rice | walnuts | coriander |
| wheat | almonds | cumin |

| Seeds eaten as nuts | Seeds used as staple food | Seeds used as spices |
|---------------------|---------------------------|----------------------|
| | | |

Q2. Give one word for the following.


- a) The feel or look of a surface. _____
- b) Border of the leaf. _____
- c) If something can or cannot be eaten. _____
- d) Things we need for good health. _____

Q3. Circle the odd one out from the following:

a)



b)



c)



Q4. Match the following:

a)



Store food in their roots

b)



Fruit with rough skin

c)



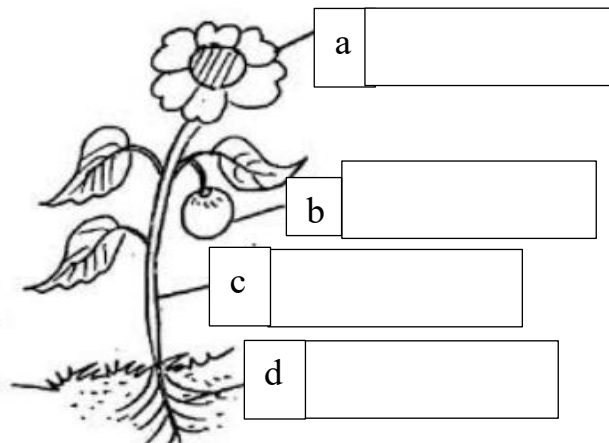
Reproductive part of the plant

d)



Makes food for the plant

Q5. Label the parts of the plant and write their functions. Also colour the plant.



Functions: a) _____

b) _____

c) _____

d) _____

New Era Public School
Environmental Science Worksheet 2
Class III

Name: _____

Date: _____

Q1. The following are the stages of the growth of a plant. Sequence the stages by writing the numbers 1 to 4:

- a) The seed grows into a plant. _____
- b) We sow the seed in the soil. _____
- c) We water it regularly. _____
- d) The shoot comes out of the seed. _____

Q2. Sort the following plants into two groups: Creepers and Climbers.



| Creepers | Climbers |
|----------|----------|
| | |

Q3. Identify the plant/tree and write one difference between them.



Name of the tree:



Name of the plant:

| | |
|--|--|
| | |
| | |
| | |

Q4. Complete the analogies given below.


a) Mango: one seed : : apple : _____

b) Castor seeds: inedible: : Muskmelon seeds : _____


c) Down feathers: Keeps the bird warm : : Flight feathers : _____

d) Stem : Keeps the plant upright : : Roots : _____

Q5. Draw or paste pictures of any two types of seeds that are used to make oil and write their names.



Name of the seed - _____



Name of the seed - _____

Q6. Draw or paste a picture of a bird, colour it and write the type of beak it has and the type of food it eats.



Name of the bird - _____

Type of beak - _____

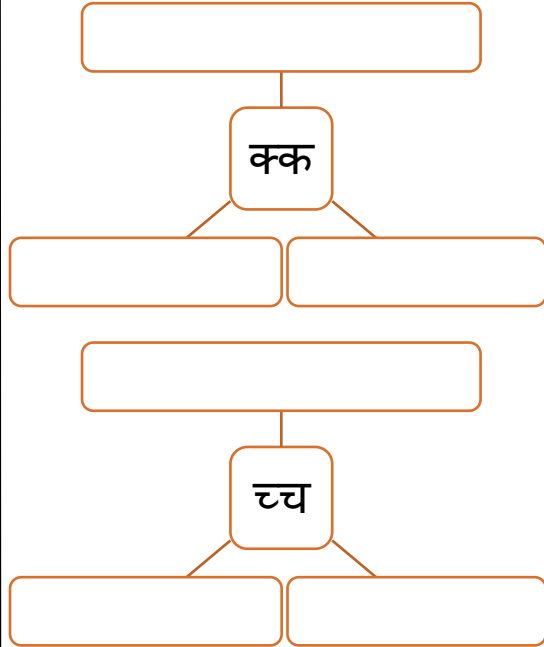
Food it eats - _____

न्यू एरा पब्लिक स्कूल
ग्रीष्मकालीन गृहकार्य प्रपत्र (२०२६-२०२७)
कक्षा - तीसरी

प्रश्न १ रेखांकित शब्दों के विलोम शब्द से वाक्य पूर्ण करें:



- क) बारिश में कपड़े गीले हो गए लेकिन धूप निकलने पर गए।
 ख) मेहनत करने वाले व्यक्ति को सफलता मिलती है, जबकि आलसी व्यक्ति को
 का सामना करना पड़ता है।
 ग) खुशी में हँसना और दुख में स्वाभाविक है।
 घ) साफ़ पानी स्वास्थ्य के लिए अच्छा होता है जबकि पानी बीमारियाँ फैलाता है।
 ङ) शहर में अधिक शोर होता है जबकि में शांति होती है।

प्रश्न २ निम्नलिखित द्वित्व व्यंजनों से शब्द लिखें:



प्रश्न ३ दिए गए शब्दों को संज्ञा के उचित भेद के अंतर्गत लिखें:

भारत, बर्फी, विराट कोहली, पंखा, पर्वत, टमाटर, चाँद, यमुना



न्यू एरा पब्लिक स्कूल

अपठित गद्यांश

कक्षा - तीसरी

नाम - _____

नीचे लिखे गद्यांश को पढ़कर प्रश्नों के उत्तर लिखें

एक दिन नीले आसमान में एक छोटा सफेद बादल उड़ रहा था। वह बहुत उदास था। आसमान में चमकते हुए सूरज को देखकर उसने कहा, “सूरज दादा, सब लोग आपकी रोशनी और गर्मी की तारीफ़ करते हैं। मैं तो छोटा-सा बादल हूँ। मुझमें कोई खास बात नहीं है।”



सूरज मुस्कुराया और प्यार से बोला, “इस दुनिया में हर किसी का अपना महत्व होता है। समय आने पर तुम्हें भी अपनी खासियत का पता चल जाएगा।” छोटा बादल चुप हो गया, लेकिन वह अब भी सोच में पड़ा था। तभी उसने नीचे खेतों की ओर देखा। वहाँ किसान काम कर रहे थे। तेज धूप के कारण सभी बहुत परेशान थे। यह देखकर छोटे बादल को बहुत दुख हुआ। वह तुरंत खेतों के ऊपर पहुँचा और बारिश करने लगा। ठंडी बारिश की बूँदें गिरते ही खेतों में हरियाली छा गई। किसान खुशी से झूम उठे। सभी ने छोटे बादल को धन्यवाद दिया। यह सब देखकर छोटा बादल बहुत खुश हुआ। अब उसे समझ आ गया था कि वह भी बहुत काम का है। सूरज ने मुस्कुराकर कहा, “देखा, मैंने कहा था ना कि हर किसी की अपनी विशेषता होती है।”

शिक्षा:

हमें कभी खुद को छोटा या बेकार नहीं समझना चाहिए, क्योंकि हर व्यक्ति में कोई न कोई विशेषता अवश्य होती है।

प्रश्न१) छोटा बादल उदास क्यों था?

उत्तर

प्रश्न२) सूरज ने बादल को क्या समझाया?

प्रश्न३) छोटे बादल को क्या देखकर दुख हुआ?

प्रश्न४) बारिश होते ही क्या-क्या हुआ?

प्रश्न५) इस कहानी से हमें क्या शिक्षा मिलती है?

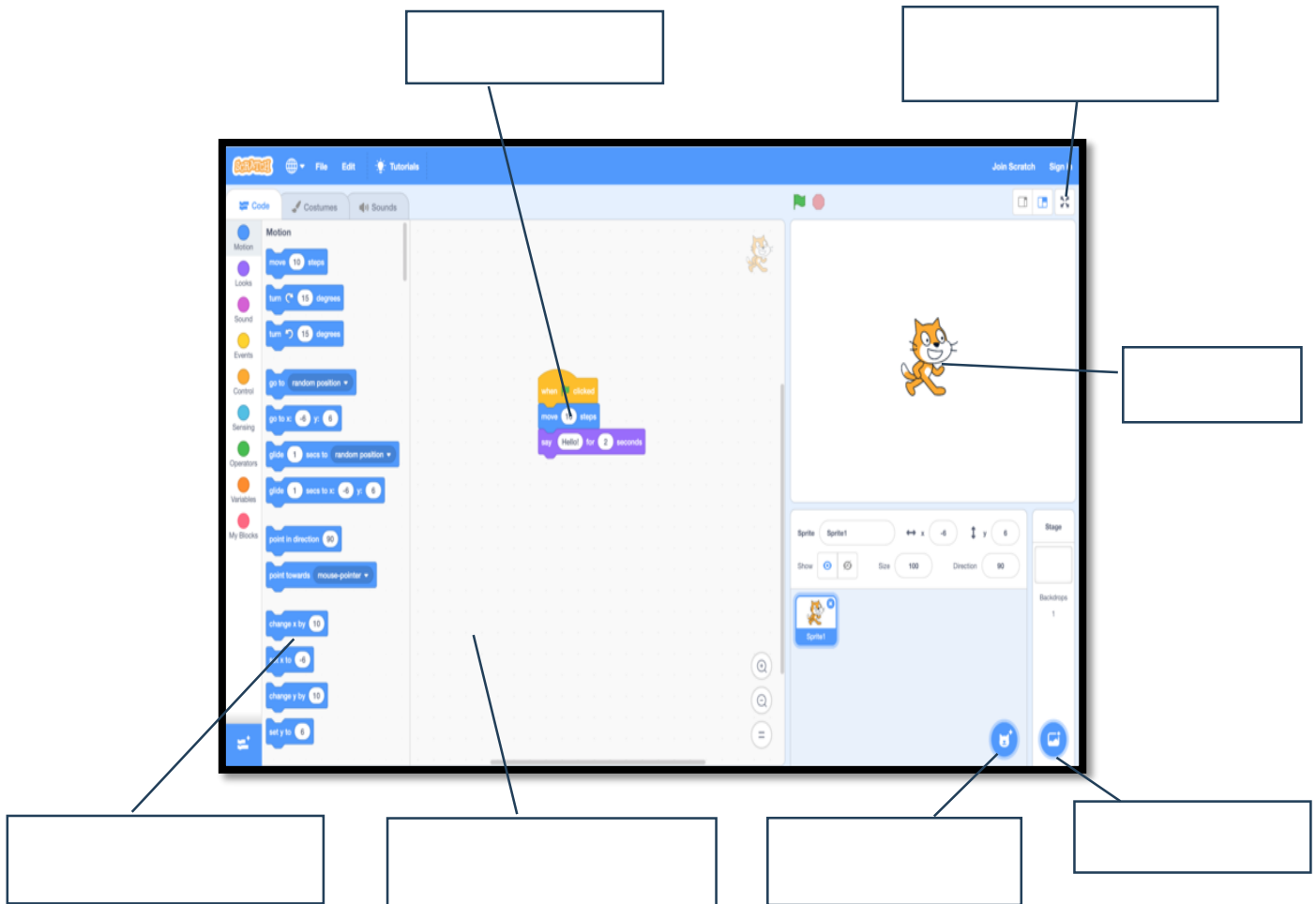
New Era Public School

Computer Worksheet

Class III

Note: Take a printout of the worksheet and paste it in the computer notebook.

Q1. Label the different components of Scratch interface



Q2. Match the following:

1. Scratch

2. Stage

3. Script

4. Blocks Palette

5. Sprite

6. Green Flag

Contains many blocks

Set of instructions

Programming language


Starts many scripts

Area where we create games

Each object in scratch



Q3. Complete the puzzle board by filling the various parts of computer. Take a printout and paste it in your computer notebook.



Q4. Name any three Built-in Accessories in Windows. (other than Windows Media Player, Volume Control & Sound Recorder)

1. _____
2. _____
3. _____

Class III
Project Work

Theme: Sikkim, Lakshadweep, Andaman and Nicobar Islands



India is a land of diverse culture. Each state of India has its unique lifestyle. Sikkim is a beautiful state in northeastern India known for its mountains, monasteries, and natural beauty. Lakshadweep is a group of islands in the Arabian Sea famous for its clean beaches, coral reefs, and marine life. Andaman and Nicobar Islands is a Union Territory located in the Bay of Bengal, known for its tropical forests and beautiful islands. All three places are popular tourist destinations and are admired for their unique culture, peaceful environment, and scenic beauty. Based on these states the students are required to do the following project work.

III A

विषय: सिक्किम की पारंपरिक वेशभूषा और कपड़े

कार्य विवरण:


- वेशभूषा: सिक्किम की पारंपरिक वेशभूषा के बारे में जानकारी इकट्ठा करें।
- कपड़ों के नाम: सिक्किम में पहने जाने वाले पारंपरिक कपड़ों के नाम और उनके चित्र इकट्ठा करें।

प्रस्तुति:

- ए4 या ए3 साइज के पेपर पर विवरण लिखें।
- चित्रों और रंगों का उपयोग करें।

प्रमुख पारंपरिक कपड़े:

- थोंग-थोंग (Thong-Thong): एक पारंपरिक नेपाली स्कर्ट।
- भूटिया चोला (Bhutia Chola): भूटिया समुदाय की पारंपरिक पोशाक।
- लेप्चा वेशभूषा: लेप्चा समुदाय की पारंपरिक पोशाक।



III B

Topic - Major festivals of Sikkim

Project Work -

- Write about the 3 main festivals celebrated by the people of Sikkim.
- Include the type of clothes they wear, the food they eat, purpose of celebrating the festivals and how they are celebrated.

Presentation of the project work -

- Paste pictures related to the festivals.
- Use A3 size sheet.
- Write the theme/topic in bold.
- Make a border. Presentation should be neat and attractive.

Examples of major festivals of Sikkim -

- Losar
- Saga Dawa
- Dashain
- Tihar
- Pang Lhabsol



III C

Topic - Major dance forms of Lakshadweep Islands.

Project Work -

- Write about the main dance forms of Lakshadweep Islands.
- Include information about their distinctive style, costume, music, and cultural significance of the dance forms.

Presentation of the project work -

- Paste pictures related to the main dance forms of Lakshadweep Islands.
- Use A3 size sheet.
- Write the theme/topic in bold.
- Make a border. Decorate it and present it creatively.

Examples of major dance forms of Lakshadweep Islands –

- Lava
- Kolkali
- Sea Dance



III D

विषय: अंडमान निकोबार द्वीप समूह के खाद्य पदार्थ।

कार्य विवरण:

- खाद्य पदार्थ: अंडमान निकोबार के प्रमुख खाद्य पदार्थ जैसे समुद्री भोजन, नारियल, और स्थानीय फल।

प्रस्तुति:

- ए4 साइज पेपर पर विवरण लिखें।
- चित्रों और रंगों का उपयोग करें।
- साफ और सुव्यवस्थित प्रस्तुति।

प्रमुख पारंपरिक खाद्य पदार्थ:

- मछली करी
- मिर्च करी
- नारियल झींगा करी
- तंदूरी मछली
- ग्रील लोबस्टर



III E

Topic - Fauna of Sikkim.

Project Work -

- Collect information about any five species of fauna (animals) found in Sikkim.
- Write 3–4 lines about each animal mentioning their food habits and one interesting fact.

Presentation of the project work -

- Paste related pictures.
- Use A3 or A4 size sheet.
- Write the theme/topic in bold.
- Make a border. Presentation should be creative.

Examples of Fauna of Sikkim –

- Red Panda
- Snow Leopard
- Blood Pheasant
- Himalayan Musk Deer

