



Noida International Public School

Summer Holiday Homework

Class - II

Your paragraph text



Guidelines for Students for vacations:


- ❖ Eat healthy food and drink lots of water & juices.
- ❖ Read every day and reduce your screen time.
- ❖ Learn and revise the previous work for the upcoming examinations in July.
- ❖ Do your homework regularly and neatly.
- ❖ Go for long walks in a park or garden with your family and friends.
- ❖ Good manners are the key - Respect your parents, grandparents, teachers and all elders. Use three magical words (Sorry, Please and Thank you).
- ❖ Stay Fit, Stay Healthy. Play your favourite game/sport regularly,
- ❖ Learn about India's Heritage and Culture by visiting museums, monuments, forts or palaces.
- ❖ Save your environment by conserving the resources like water, fuel and electricity.
- ❖ All the Holiday Homework tasks will be judged and marks will be given on the basis of criteria mentioned below:
 - Innovation and Creativity
 - Presentation
 - Content
 - Concept
- ❖ All Holiday Homework must be submitted during the first week of July as per the time table.

Guidelines for the Parents:


- ❖ Spend some quality time with your kids by knowing about daily schedule of your child. Also, try to have any one meal together each day.
 - ❖ Encourage your child to go outdoors by taking them to the nearby or Society park. Play one indoor or outdoor game with them.
 - ❖ Share few of your childhood experiences relevant to their age with them.
 - ❖ Encourage your child to inculcate good habits of eating, reading, talking, sharing etc,
 - ❖ Always try to involve your child in some household chores like laying the table, watering the plants, cleaning their table or cupboards etc. As these habits will make them responsible.
- Encourage or motivate your child to do their homework daily under your supervision.

ENGLISH

1. Cursive Writing Practice


 Write **20 pages** of cursive English handwriting in your **3 in 1 notebook**.
(Write neatly and carefully.)

2. Write 10 Action words and paste the pictures in A4 sheet.

 Use colours to make it attractive.

3. Write few lines of your favourite season and paste the pictures.



 Paste or draw pictures related to the season on an **A4 sheet**.

4. Write a short paragraph on how and where you spent your summer holidays.




 collect pictures as memories and paste it on an **A4 sheet**.


5. Read the following stories books:


a) Cinderella

b) Aladdin

c) The Little Red Riding Hood

 Choose **any one favourite character** from the above stories.

 Draw or paste the character's picture.

 Write **5 lines** about that character.

HINDI

प्रिय बच्चों,

छुट्टियों में खूब खेलो, मस्ती करो और रोज थोड़ा-थोड़ा पढ़ाई भी करो। 😊

सभी कार्य 3 in 1 नोटबुक में साफ-सुथरी लिखावट में करें।

1. सुलेख

अपनी पाठ्यपुस्तक से रोज एक पेज सुलेख लिखिए।

2. वर्णमाला लिखो

स्वर और व्यंजन एक-एक बार लिखिए।

3. चित्र बनाओ

किसी एक का चित्र बनाकर रंग भरो तथा उसके बारे में 5-5 पंक्तियाँ लिखिए।

आम

पेड़

घर

तितली

4. कहानी व कविता

हिंदी की पुस्तक से एक कहानी तथा एक कविता याद करके उसका वीडियो बनाइए और हिंदी की अध्यापिका को भेजिए।

5. मेरा परिवार 🧑🧒🧓🧑

अपने परिवार के 5 सदस्यों के नाम लिखिए।

6. गिनती लिखो


1 से 50 तक हिंदी में गिनती लिखिए।

★ कार्य साफ-सुथरा करें।

★ छुट्टियों के बाद नोटबुक जमा करें।

MATHS

1. Create a scene using cutouts of different shapes. For example



These are just examples. Use your own creativity and create the best scene on A3 sized sheet you can.

2. FUN WITH DICE :- Roll a dice thrice or take three dice once and note down the outcomes and then form all the 3 digit numbers. For example :- 624 (426, 246, 642, 264)



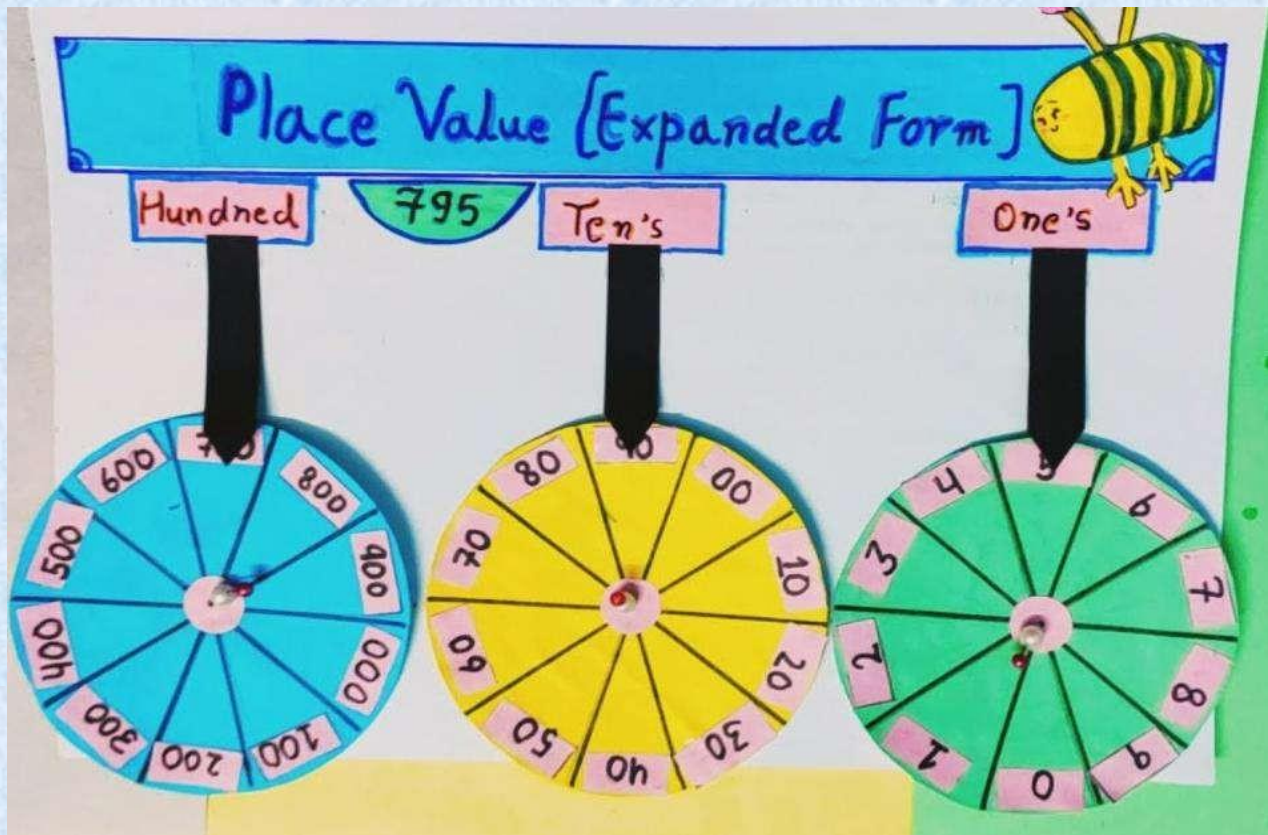
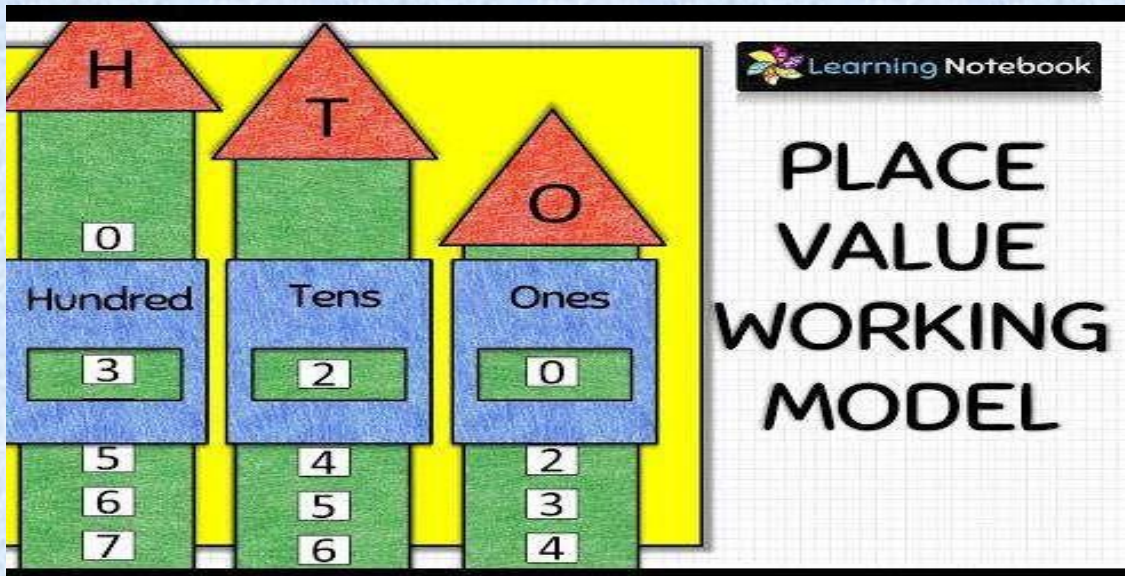
3. Practice number names and place value (1-999)

4. Complete Primary Mathematics Book pages till 25.

5. Write the age of your family members and arrange in ascending and Descending order.

6. "Maths is everywhere". Where do you see numbers? Make a list of it. For example- House numbers , Car number,Hotel Room number etc.

Number Ninjas Activity- Make a Poster to show the Place Value of 3-digit number. You can put any number.



We should expand our happiness and shorten our sorrows. Make an expanded form wheel for 3 digit numbers with the help of cardboard, colourful sheets etc (See picture for reference).

*** Play this game thrice a week and write numbers and their number names on A-4 size pastel sheet.

EVS

1. Make a small chart on "Good Habits " using pictures.
2. Write 5lines on "My School" on A-4 size sheet.
3. Paste picture of healthy and unhealthy food on chart paper.
4. Make a "Family Tree" using pictures of your family members on cardboard.

COMPUTER

1. Paste the pictures and write functions of Input and Output devices in your computer notebook

2. My Dream Computer - Model

Make a 3D model of a computer using waste materials.

Use: Shoe box for monitor, bottle caps for mouse, cardboard for keyboard.

Also write 4-5 lines: "If I had a magic computer, I would..."

Submission tip: Clearly write the student's name, class, and roll no. on each homework.

ART & CRAFT

Paper Craft: Create a Butterfly /Snail /Ladybug/ Owl (Size 15 inch)

SUMMER VACATION

ENJOY!



Mele Stock | eamrntes

