


**SUMMER**

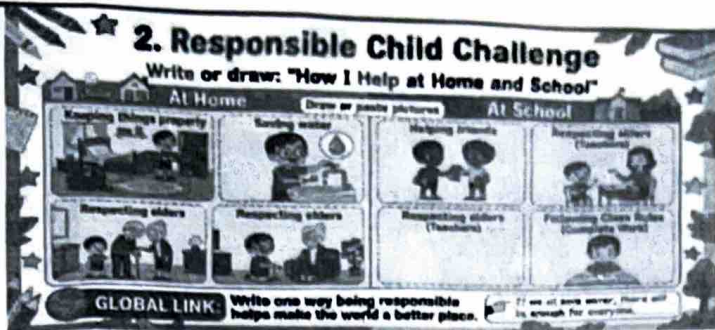
Holidays

Homework

**GRADE - 1**







Write or draw: "How I Help at Home and School"

Examples:

- Keeping things properly
- Helping friends
- Saving water
- Respecting elders


Draw or paste pictures of yourself doing these activities.

**Global Link:**

Write one way being responsible helps make the world a better place.

### 3. Teamwork Activity

(10 Marks)



Do one activity with your family:

- Cleaning      Gardening      Organising books

Paste pictures or draw the activity in your scrap file.

Write: "What did we learn together?"

Example:

We learned that when we work together, work becomes easy and fun.

### Phase 2: Taking Action

(10 Marks)

#### The "Helping Hands" Activity

**Activity:** Help your family for one small task every day for 7 days (like setting the table, watering plants, arranging toys).

**Documentation:**

Draw or paste photos of your work on:

- Day 1
- Day 4
- Day 7

**Inquiry:**

Write 3–4 lines: How did helping at home make you feel?

### Phase 3: Action & Documentation

(10 Marks)

#### Creative Task :Make: "My Dream Home and Dream School"

(using waste material / drawing / collage)

You can create:

- A drawing of your dream house and school
- A collage using colored paper
- A model using waste material

Write 2–3 lines: What makes your dream home and school special?

**Assessment Criteria**

Understanding of the Topic and Concepts – 10 Marks

Participation in Classroom Activities and Discussions – 10 Marks

Completion of Worksheets, Assignments and Projects – 10 Marks

Creativity, Presentation and Neatness – 10 Marks

Communication Skills, Confidence and Teamwork – 10 Marks

**Suggested Action:** Make a "Together We Grow" poster and paste it in your room.

Write one good action you do at home and one at school every day in your holiday homework journal.

**INTEGRATED****ENGLISH****TASK 1: MY SCHOOL RESEARCH (10 MARKS)**

A. Fill in the details:

My School Name	_____
My Class Teacher Name	_____
My Principal Name	_____
My Favourite Subject	_____
My Favourite Place in School	_____
School Timings	_____

**Paste a School Clipart / Photo Below:**

[ PASTE CLIPART / PHOTO HERE ]

B. Write 5 sentences about your school:

---



---



---



---



---

**TASK 2: MY HOUSE RESEARCH (10 MARKS)**

A. Fill in the details:

I live in a	<input type="checkbox"/> House <input type="checkbox"/> Flat <input type="checkbox"/> Apartment
Total Family Members	_____
Total Rooms in my House	_____
My Favourite Room	_____
I help my family by	_____
My House is special because	_____

**Paste a House Clipart / Photo Below:**

[ PASTE CLIPART / PHOTO HERE ]











B. Draw your house and label these parts:

 door
  window
  roof
  garden
 **DRAW YOUR HOUSE HERE:**











[ PASTE CLIPART / PHOTO HERE ]

**TASK 3: VOCABULARY (10 MARKS)**

A. Write 10 SCHOOL words and draw small pictures:

Word	Small Drawing
1. _____	
2. _____	
3. _____	
4. _____	
5. _____	
6. _____	
7. _____	
8. _____	
9. _____	
10. _____	

B. Write 10 HOUSE words and draw small pictures:


Word	Small Drawing
1. _____	
2. _____	
3. _____	
4. _____	
5. _____	
6. _____	
7. _____	
8. _____	
9. _____	
10. _____	

**TASK 4: WRITING SKILLS (10 MARKS)**

A. Paste a school picture and write a paragraph (6-8 lines).

 **SCHOOL PICTURE BOX:**

[ PASTE CLIPART / PHOTO HERE ]

 Paragraph: MY SCHOOL

---

---

---

---

---

---

---

---

B. Paste a house picture and write a paragraph (6-8 lines).

 **HOUSE PICTURE BOX:**

[ PASTE CLIPART / PHOTO HERE ]

 Paragraph: MY HOUSE

---

---

---

---

---



---

---

---

**TASK 5: ANALYTICAL THINKING (10 MARKS)**

A. Complete the comparison table:

 My School	 My House
I am learning here.	I rest here.
I meet teachers.	I meet family.
One rule is: _____	One rule is: _____
I love: _____	I love: _____
I feel safe because: _____	I feel safe because: _____

B. Answer in complete sentences:

1. Why is school important?  
\_\_\_\_\_
2. Why should we keep our house clean?  
\_\_\_\_\_
3. What happens if we do not follow rules?  
\_\_\_\_\_
4. How can you help at home and school?  
\_\_\_\_\_

**CREATIVITY PAGE (PRESENTATION MARKS INCLUDED)**

Draw a big tree. On one side draw your family  and on the other side draw your school .

Write this quote in the centre:

**“Together we grow with love and learning.”**


 **BIG DRAWING BOX:**

[ PASTE CLIPART / PHOTO HERE ]

**ASSESSMENT RUBRIC (TOTAL 50 MARKS)**

Criteria	Marks	Description
Understanding of case study	10	Correct identification of facts, causes, and effects
Analytical thinking	10	Logical and thoughtful responses
Writing skill	10	Grammar, clarity, and sentence structure
Vocabulary and language use	10	Appropriate use of words
Presentation	10	Neatness, organization, and creativity

**HINDI**

1. मेरा परिवार   
अपने परिवार के 5 सदस्यों के नाम लिखिए और उनके साथ एक अच्छा काम कीजिए और उसे अपनी स्कैप फाइल में लिखिए-  
उदाहरण -

(MM. 50)

दादा-दादी को पानी देना

- मम्मी की मदद करना
2. चित्र बनाओ और रंग भरो

“अपने घर और विद्यालय का चित्र बनाइए या चिपकाइए।  
उनके बारे में 5-5 पंक्तियाँ लिखिए।

3. अच्छे शब्द लिखो

नीचे दिए गए शब्द 5-5 बार लिखिए -

- कृपया धन्यवाद माफ कीजिए नमस्ते साझा करना

4. पेड़ लगाओ

अपने घर के पास एक पौधा लगाइए और उसकी देखभाल कीजिए।  
पौधे का नाम लिखिए और उसका चित्र बनाइए।



5. कविता याद करो और लिखो

“हम सब मित्र हैं”  
हम सब मित्र हैं प्यारे,  
मिलकर खेलें सारे।  
झगड़ा कभी न करें,  
सबकी मदद करें।

शीट / रुब्रिक्स मापदंड मापदंड

मूल्यांकन	अंक	विवरण (Description)
केस स्टडी की समझ	10	तथ्यों, कारणों और प्रभावों की सही पहचान
विश्लेषणात्मक सोच	10	तार्किक (logical) और विचारशील प्रतिक्रियाएं
लेखन कौशल	10	व्याकरण (grammar), स्पष्टता (clarity), और वाक्य संरचना
शब्दावली और भाषा का उपयोग	10	शब्दों का उचित और सटीक उपयोग
प्रस्तुतीकरण	10	साफ-सफाई (neatness), संगठन, और रचनात्मकता

Total: 50 Marks All the work to be done in scrap file-2

(MM. 50)

MATHS

Description:

UOI integrated theme - Together We Grow - Math Around My Home and School

★ Activity 1: Count Things at Home

- Draw your bedroom or kitchen.
- Count and write:

Number of chairs      Number of windows

Number of plates or cups

★ Activity 2: Shape Hunt in My Home

- Find and draw 5 objects in your home.
- Write the shape name:

Clock → Circle      Door → Rectangle

Window → Square

★ Activity 3: My School Bag

- Open your school bag and count:

Books      Pencils

Erasers

- Draw your bag and write:

“I have \_\_\_ books in my bag.”

★ Activity 4: “Math Nature Corner”

- Go outside to your garden, park, or balcony.
- Collect or observe natural things like leaves, flowers, stones, or sticks.

- Count them and group them:
  - Example: 3 leaves, 5 stones, 2 flowers
- Make a simple collage in your scrapbook using drawings or pasted leaves .
- Write 3 sentences:

I found \_\_\_ leaves.

I found \_\_\_ stones.

Nature is full of numbers.

### ✳ Activity 5: Simple Addition with Objects ✳

- Use real objects (buttons, beads, pencils).
- Make 5 simple sums and paste/draw them:  
pencils + 1 pencils = \_\_\_\_\_ 3 apples + 2 apples = \_\_\_\_\_
- Write the answer below each.

### ▣ Assessment criteria (50 marks)

#### Topic: Together We Grow (Math Around My Home and School)

- Completion of all 5 activities – 10 marks
- Accuracy of mathematical work – 10 marks
- Neatness and presentation – 10 marks
- Creativity and use of drawings and colours – 10 marks
- Understanding of concepts – 10 marks

**Total: 50 Marks**

**Note: Take videos or pictures while doing every activity and paste it when the Activity is completed.**

*Jyotsna*  
*22/09/26*

(Dr. JYOTSNA SHARMA)

**PRINCIPAL**