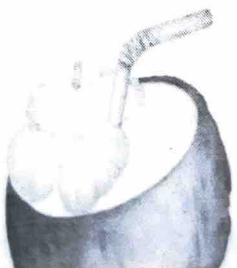



*Summer*

**HOLIDAYS  
HOMEWORK**

Grade - 5





# SHAMBHU DAYAL GLOBAL SCHOOL

## SUMMER HOLIDAY HOMEWORK 2026

### CLASS: V

#### General Instructions for Holiday Homework

- Complete all holiday homework neatly and on time.
- Use scrap file 2 for all subjects. (UOI, English, Hindi and Maths )
- Write your name and section clearly on the cover page.
- Maintain neat handwriting and proper presentation.
- Use colours, headings, and relevant pictures to make your work attractive.
- Do all activities independently with minimum help from parents.
- Keep your work clean and well-organized.
- Read all instructions carefully before starting the work.
- Revise your work after completing it.
- Ensure that all activities, and projects are properly attached in the scrap file.
- Label each subject and activity clearly with proper headings.
- Submit the holiday homework on the third day after vacation. Late submissions may affect marks.
- Incomplete homework will not be accepted for assessment.


SEC. - \_\_\_\_\_

NAME - \_\_\_\_\_

#### RESEARCH BASED

SUBJECT	
UOI	<p><b>TOPIC: The Secret Life of My Plate (The Journey of food)</b></p> <p><b>Description:</b> Every meal on your plate has a "secret life"—a long, complex journey involving hundreds of people, thousands of kilometers, and a massive number of natural resources. Understanding this journey helps us realize that food is not just something we buy; it is a global story of connection. <span style="float: right;">(MM: 50)</span></p> <p><b>Objective:</b> To investigate the ecological footprint, economic journey, and social impact of the food we consume.</p> <p><b>Phase 1: The Investigation</b></p> <p><b>1. The Geographic Mapping</b></p> <p>Choose any <b>three</b> items from your kitchen (e.g., a bar of chocolate, a bag of rice, a bottle of olive oil).</p> <ul style="list-style-type: none"> <li>• <b>Trace the Origin:</b> Research where the raw ingredients were grown.</li> <li>• <b>The Map:</b> On a world map, mark the location of the farm, the processing factory, and your home. Draw the "Food Miles" (the distance it travelled).</li> <li>• <b>Reflection:</b> Why do we get food from so far away from the farm instead of our local neighbourhood?</li> </ul> <p><b>2. The Processing Journey: "From Seed to Shelf"</b></p> <p>Pick one item (e.g. Tomato Ketchup or coffee or chocolates or tea or biscuits). Create a <b>Visual Timeline</b> showing like this..</p>

## THE PROCESSING JOURNEY: BREAD, 'FROM SEED TO SHELF'



- **Primary Stage:** Farming/Harvesting.
- **Secondary Stage:** Processing/Packaging (What chemicals or machines were used?).
- **Tertiary Stage:** Transport/Retail (How did it get to the shop?).
- **Global Link:** Research one way that mass food processing affects the environment (e.g., plastic pollution or carbon emissions).

### 3. The Waste Audit

For 7 consecutive days, track the food waste in your house.

- **The Audit Table:** Create a chart in your scrap file recording: Item wasted, Weight (approx), and Reason (e.g., "expired," "cooked too much," "didn't like taste").
- **Creative Solution:** Propose three "Smart Kitchen" rules to reduce this waste.

### Phase 2: Taking Action

The "Green Thumb" Experiment

- **Activity:** Grow a small herb (mint, coriander, or microgreens) in a recycled container.
- **Documentation:** Take a photo or draw a sketch of your plant on **Day 1, Day 7, and Day 14.**
- **Inquiry:** Write a short paragraph on how growing your own food changes your perspective on "Food Waste."

**Phase 3: Action & Documentation** - Is food waste bad? In what ways does food waste impact the resources of our planet? What the action can be taken?

**Suggested Action** -Start a small Compost Bin at home using fruit peels and vegetable scraps. Take photos of the process to include in your holiday homework journal!

**While completing your holiday homework, you may use AI research tools like Google Gemini and Perplexity AI to collect information, ideas, facts, and images for your projects and assignments.**

This Research based work will be assessed based on the following criteria:

Criteria	Description	Marks
Research & Mapping	Detailed tracking of 3 items; accurate map and deep reflection on food miles.	10

<b>The Journey (Timeline)</b>	Clear, creative timeline showing all 3 stages; strong link to global environmental issues.	10
<b>Waste Audit &amp; Analysis</b>	Analytical reasoning for waste; innovative solutions.	10
<b>Action &amp; Documentation</b>	Evidence of plant growth; insightful reflection on the experience.	10
<b>Organization (Scrap File)</b>	Neatness, use of recycled materials, and clear headings.	10

**Suggested Action** -Start a small **Compost Bin** at home using fruit peels and vegetable scraps. Take photos of the process to include in your holiday homework journal!


## INTEGRATED

M.M -50

ENGLISH

**Description: Case Study: The Story of an Apple Juice Carton**

### • The Story



- On a hot sunny day, you open a cool, sweet carton of apple juice. The front of the box shows a picture of a fresh red apple. It looks simply, but the juice inside has traveled a very long way to reach your lunchbox.
- First, the journey starts in a beautiful apple orchard in the mountains of Jammu and Kashmir. Farmers pick the ripe apples from the trees by hand. Next, the apples are loaded into big trucks and driven to a factory. At the factory, machines wash the apples, crush them, and squeeze out the fresh juice.
- Then, the juice is sent to another factory to be put into juice boxes. These boxes are made of paper mixed with thin layers of plastic and shiny aluminum foil. This special packaging keeps the juice fresh for a long time without a refrigerator. Finally, delivery vans bring the juice cartons to the grocery store near your house, where your parents buy it for you.

### Finding the Facts (Comprehension)

Q1. Where do the apples grow first, and how do they travel to the factory?

### Word Power (Vocabulary)

Q2. Find the word in the second paragraph that means "fully grown and ready to eat." Write the word and use it in a short sentence of your own.

### Thinking about the Story (Understanding)

Q3. Why does the factory use a mix of paper, plastic, and aluminium foil to make the juice box?

### Playing with Words (Adjectives)

Q4. Look at the paragraphs and find nouns in this case study.

### My Personal Opinion (Creative Writing)

Q5. Once you finish drinking the juice, what should you do with the empty carton? Why is it important not to litter?

#### Task 2: Formal Letter -

The Story: The Broken Apple Juice Carton

Yesterday, you bought a carton of "Sunny Apple Orchard Apple Juice" from your local grocery store for a family picnic. You were very excited to drink it!

However, when you opened the carton, the juice smelled bad and tasted sour. When you looked closely at the bottom of the juice box, you found a small hole. Air had licked inside the carton and ruined the juice. You had to throw the whole carton away, and your picnic was ruined.

**Write a formal letter to the juice company, "Pure Blend Beverages" to tell them about the problem.**

In your letter make sure to write 3 short paragraphs;

Paragraph 1: Tell them what product you bought and the problem.

Paragraph 2 : Explain how this ruined your picnic

Paragraph 3 : Ask the company to send you a refund or a new carton of juice.

#### Fun Activity

Draw a picture of the juice carton next to your letter. Draw a red circle around the part of the carton that was broken!

#### Task 3: Creative Ad-Campaign

Create a catchy slogan (4-6 lines) to encourage people to "Eat Healthy food."

#### Task 4: Organization & presentation

While completing your holiday homework you may use Copilot AI , Gemini AI for creative writing.


#### Assessment Rubrics

Criteria	Description	Marks
Understanding of case study	Correct identification of facts, causes, and effects	10
Analytical thinking	Logical and thoughtful responses	10
Writing skill	Grammar, clarity, and sentence structure	10
Vocabulary and language use	Appropriate use of words	10
Presentation	Neatness, organization, and creativity	10

(MM: 50)

#### Description:

1. केस स्टडी: "मैं हूँ रोटी... यह है मेरी कहानी!"



## मेरी आपबीती (The Story)

मैं आपकी थाली में गोल-मटोल बैठी एक साधारण सी 'रोटी' हूँ। आप मुझे रोज खाते हैं, लेकिन क्या आप जानते हैं कि आपके पेट में जाने से पहले मुझे कितनी आग से गुजरना पड़ता है? मेरी यह यात्रा बहुत अनोखी है।

मेरा जनम मिट्टी के अंदर एक नन्हे बीज के रूप में हुआ था। एक किसान ने मुझे सींचा, खाद दी और महीनों तक मेरी रखवाली की। जब मैं सुनहरी धूप में पक कर 'गेहूं की बाली' बनी, तो मुझे काटकर बोहरियों में बंद किया गया। इसके बाद, डीजल से चलने वाले ट्रकों ने मुझे शहर की एक बड़ी आटा चक्की में पहुँचाया। वहाँ मशीनों ने मुझे बहुत बेरहमी से पीसा, जिससे मैं सुनहरे दानों से सफेद 'आटा' बन गई।

इसके बाद सफर शुरू हुआ आपकी रसोई का। आपकी माँ ने मुझमें पानी मिलाकर मुझे खूब गूँधा, फिर बेलन से मुझे गोल आकार दिया। और अंत में, मुझे जलते हुए तवे की गर्म आग पर सेंका गया, जहाँ मैं इतनी लंबी यात्रा, इतनी ऊर्जा और इतनी मेहनत के बाद मैं आपकी थाली में आई।

प्रश्नों के उत्तर सोच-समझ कर अपनी स्कैप फाइल में लिखिए:

### 1. रोटी की मेहनत (Comprehension)

प्रश्न: रोटी ने अपनी कहानी में यह क्यों कहा कि "मुझे कितनी आग से गुजरना पड़ता है"? उसके आटा बनने तक के सफर को छोटे रूप में लिखिए।

### 2. मुहावरों का खेल (Language Connection)

प्रश्न: इस कहानी में किसान की 'कड़ी मेहनत' की बात की गई है। मेहनत करने के लिए हिंदी का कोई एक प्रसिद्ध मुहावरा अर्थ सहित लिखिए।

### 3. छिपी हुई बर्बादी (Conceptual - Energy Waste)

प्रश्न: यदि आप अपनी थाली में आधी रोटी छोड़ देते हैं, तो आप सिर्फ भोजन बर्बाद नहीं कर रहे। रोटी की कहानी के अनुसार आप और क्या-क्या बर्बाद कर रहे हैं?

### 4. विज्ञान और रसोई (Science & Logic)

प्रश्न: तवे पर जाने पर रोटी क्यों फूलती है? वैज्ञानिक रूप से सोचिए, गूँधे हुए आटे के अंदर ऐसा क्या होता है जिससे रोटी फूलती है?

### 5. मेरा अनोखा विचार (Creative Idea - Action)

प्रश्न: इस कहानी को पढ़ने के बाद, बची हुई रोटियों को कचरे के डिब्बे में जाने से बचाने के लिए आप अपने घर पर क्या 'अनोखा उपाय' करेंगे?

**Creative Highlights:**

इस पेज के कोने पर पीले या भूरे रंग के कागज को गोल काटकर एक 'रोटी का कट-आउट' चिपकाएँ। उस पर दो आँखें और एक मुस्कुराता हुआ चेहरा बना दें, जैसे रोटी सचमुच अपनी कहानी सुना रही हो!

2. अनुच्छेद लेखन (Paragraph): 'भोजन की बर्बादी' (Food Waste) विषय पर अनुच्छेद लिखिए।
3. नारा लेखन (Slogan): खाने को बर्बादी से बचाने के लिए एक प्रभावशाली नारा (Slogan) तैयार कीजिए।
  - o Example: "थाली में उतना ही लें, जितना खा सकें!"
4. poem (कविता) titled "अन्न का महत्व" (The Importance of Grain). (Write 12 lines POEM).

शीट / रुब्रिक्स मापदंड

मूल्यांकन	विवरण (Description)	अंक
केस स्टडी की समझ	तथ्यों, कारणों और प्रभावों की सही पहचान	10
विश्लेषणात्मक सोच	तार्किक (logical) और विचारशील प्रतिक्रियाएं	10
लेखन कौशल	व्याकरण (grammar), स्पष्टता (clarity), और वाक्य संरचना	10
शब्दावली और भाषा का उपयोग	शब्दों का उचित और सटीक उपयोग	10
प्रस्तुतीकरण	साफ-सफाई (neatness), संगठन, और रचनात्मकता	10

MATHS

**Task 1 Project Title: "Math Strategy Museum"**

(10)

**Students will:**

**Explore different methods of multiplication and division. Understand how one problem can be solved in many ways. Improve logical thinking and calculation skills. Develop research and presentation abilities.**

**Project Task**

Research and present ANY THREE different methods of:

Multiplication

OR

Division

**Students may choose any one from the following:**

- a) Only multiplication methods
- b) Only division methods
- c) OR both multiplication and division

**Instructions for Students**

**Step 1: Research Three Methods**

Search using books, internet, or AI tools like: ChatGPT, Khan Academy Kids, Google for Education

**Step 2: Create a "Math Strategy Museum"**

**Activity:**

Create a chart/model showing each method in a creative section.

Note:- The Chart / Model need to be present by the student in the class after vacations.

**Each section must contain:**

Name of the method, Definition, Step-by-step example, Colourful illustration

## Task 2: "Math YouTuber Challenge"

(10)

**Task:** Create a 3–5 minute video explaining. Student can take any one of the topic from the given below and explain the topic.

- Place value of number and place value chart
- Ascending and descending order
- Expanded and short form
- Addition tricks
- Multiplication shortcuts
- Real-life use of whole numbers

### AI Tools:

- CapCut
- Canva AI Presentation
- Animaker

### Creative Add-ons: To create a video student can

- Use costumes
- Create cartoon characters
- Charts or Power point presentations
- Add animations and voiceovers

## Task 3 "AI Math Comic Book"

(10)

**Idea:** Students create a comic story where superheroes solve problems using whole numbers.

### AI Tools:

- Pixton
- Storyboard That

### Final Product:

Comic book must contains:

- Story
- Dialogues
- Math problems
- Illustrations

### Project Guidelines:

- Use colourful presentation on A4 sheet of scrap file
- Include real-life examples.
- Use one AI tool creatively.
- Add drawings/models/photos.
- Maintain neatness and originality.

## Task 4 : Mental

(20)

### Maths

Worksheet- 2,3,4,5,6,7,9,20 , 21 and 23

SKRI  
T

संस्कृत अवकाश गृहकार्य (करण कारक - तृतीया विभक्ति)  
प्रोजेक्ट 1: चित्रैः वाक्यानि रचयत (चित्रों द्वारा तृतीया विभक्ति)  
कार्यः

(MM: 50)

5-8 चित्र बनाइए या चिपकाइए जिनमें कोई कार्य किसी वस्तु/साधन से किया जा रहा हो।  
फिर प्रत्येक चित्र के नीचे तृतीया विभक्ति (करण कारक) का प्रयोग करते हुए संस्कृत वाक्य लिखिए।  
उदाहरण:

- बालकः लेखन्या लिखति। (बालक पेन से लिखता है।)
- कृषकः हलिना कृषिं करोति। (किसान हल से खेती करता है।)
- माता छुरिकया फलानि छिनत्ति। (माता चाकू से फल काटती है।)
- बालिका दण्डेन कन्दुकं क्षिपति। (बालिका डंडे से गेंद फेंकती है।)

कार्य निर्देशः 5 चित्र , 5 संस्कृत वाक्य , रंगीन सजावट

प्रोजेक्ट 2: गृहे करण कारक खोज (घर में तृतीया विभक्ति)

कार्यः

अपने घर में ऐसी 8 वस्तुएँ खोजिए जिनसे कोई कार्य किया जाता है।  
उनके नाम लिखिए और तृतीया विभक्ति में वाक्य बनाइए।

उदाहरणः

1. अहं दन्तकाष्ठेन दन्तान् मार्जयामि। (मैं ब्रश से दाँत साफ करता/करती हूँ।)
2. सा जलपात्रेण जलं पिबति। (वह गिलास से पानी पीती है।)
3. वयं वाहनेन विद्यालयं गच्छामः। (हम वाहन से विद्यालय जाते हैं।)
4. छात्रः पुस्तकेन पठति। (छात्र पुस्तक से पढ़ता है।)

कार्य निर्देशः

8 वस्तुओं के नाम , 8 संस्कृत वाक्य , चित्र या फोटो चिपकाएँ

मापदंड	अंक
विषय की समझ एवं अध्ययन	/10
रचनात्मकता एवं प्रस्तुति	/10
संस्कृत भाषा का प्रयोग	/10
संगठन एवं क्रमबद्धता	/10
प्रयास एवं पूर्णता	/10
कुल	50

Do All work on A4 Size sheets

FRENCH

Mini French Poster- Les Articles- 9

(MM: 50)

Make a colourful chart on: Les Articles Définis et Indéfinis  
Divide the chart into two sections.

A. Articles Définis

Write: Le La L' Les

Add/Draw 2 examples each.

B. Articles Indéfinis

Write: Un Une Des

Add/Draw 2 examples each.

Assessment Rubrics-

Complete Work

10 Marks

Neat Handwriting	10 Marks
Timely Submission	10 Marks
Correct French Vocabulary	10 Marks
Proper Content	10 Marks

➤ Happy Learning and Enjoy Your Holidays!

*Jyotsna*  
*21/10/2016*

(Dr. JYOTSNA SHARMA)  
PRINCIPAL