

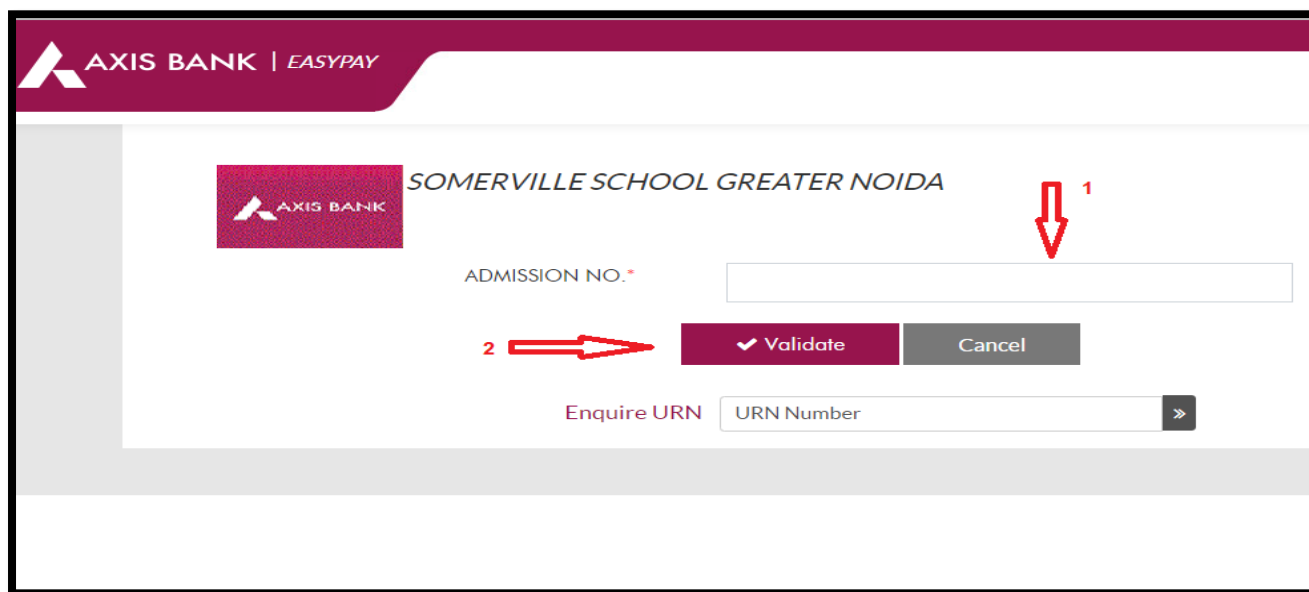
Somerville School, Greater NOIDA

STEPS TO PAY ONLINE SCHOOL FEE

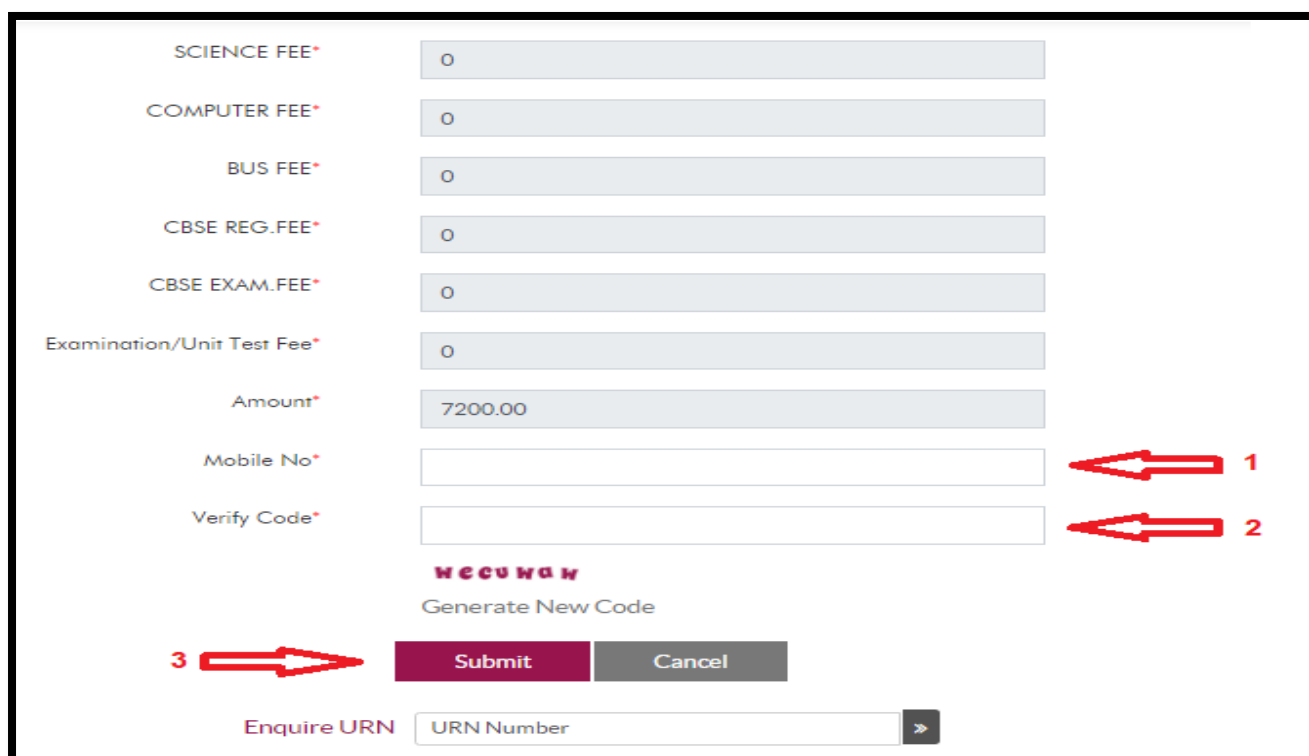
Step-1: Open the School's Website <http://www.somervillegreaternoida.in>

Step-2: On the homepage of website, click on **ONLINE FEE PAYMENT [CLASS I-XII]**

Step-3: Enter your ward's **Admission Number** (please refer Student ID Card for correct Admission No.) and Click on **Validate**




Step-4: Verify your ward's details & Fee, then enter your **Mobile Number** and **Captcha Code**, then click on **Submit**.



Step-5: Verify your ward's detail again and accept the **Terms and Condition**.

Then choose you payment option and proceed further.

*SOMERVILLE SCHOOL GREATER NOIDA*

ADMISSION NO.:	<div></div>	MONTH:	<div></div>
NAME OF STUDENT:		CLASS & SECTION:	
FATHERS NAME:		PREVIOUS BALANCE:	
COMPOSITE FEE:		SCIENCE FEE:	
COMPUTER FEE:		BUS FEE:	
CBSE REG.FEE:		CBSE EXAM.FEE:	
Examination/Unit Test Fee:		Amount:	
Mobile No:			

URN :
(SAVE FOR FUTURE REFERENCE)

→

☐ Terms and Conditions :
I accept the Terms and Conditions contained herein that shall apply to any person using the services of Easypay provided by Axis Bank for making payments through an online payment gateway service. Each User is therefore deemed to have read and accepted these Terms and


Payment Options

INTERNET BANKING

CREDITCARD/DEBITCARD

UPI

→

 Other Banks

Act
Go to