



# SUMMER




# HOLIDAY HOMEWORK

ST. THOMAS SCHOOL, INDIRAPURAM

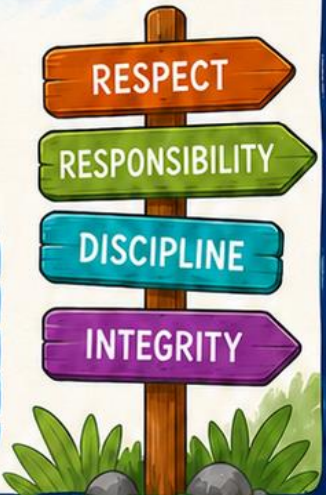
THEME

# ZERO TOLERANCE

CLASS 1



NAME : \_\_\_\_\_  
CLASS : \_\_\_\_\_  
SECTION : \_\_\_\_\_  
SCHOOL : \_\_\_\_\_





## ***YIPPEEE!!! VACATION TIME***

Summer vacation is the perfect time to balance fun, relaxation, active play, learning and habit-forming routine.

**Do** maintain a consistent, yet relaxed, daily schedule involving reading, writing practice, daily school work revision and active outdoor play in the early morning/evening. Drink plenty of water, keep yourself hydrated, eat nutritious, healthy home-made food, and help with household chores.

**Don't** spend all day in front of screens, avoid outdoor activities during peak heat, and avoid junk food.

**KINDLY NOTE** – ***English, EVS and Maths holiday homework should be done in one scrapbook kept inside the labelled button folder.***

# **ART INTEGRATED SUMMER VACATION HOMEWORK**

**Art Integrated Learning is an educational approach that combines art with other subjects to enhance learning and understanding.**

- \* Daily practice one-page cursive writing.
- \* Daily read one short story – both Hindi and English.
- \* Cycle 1 syllabus is complete, utilise the time wisely, learn and prepare for cycle 1 exams, which are on 6/7/26 as per our school calendar.

## **HOMEWORK 1 –**

**Theme – ZERO TOLERANCE POLICY TOWARDS WASTAGE OF WATER**



A **Zero Tolerance Policy** towards wastage of water means that **every drop is precious** and should never be thrown away without a reason. We can follow these simple rules every day to stop wastage of water-

- **Tap Off:** Always turn off the tap while brushing your teeth or scrubbing your hands with soap.
- **Check for Drips:** If you see a tap dripping, tell an elder right away so it can be fixed.
- **Leftover Water:** If there is water left in your water bottle at the end of the day, do not pour it in the sink—give it to a plant instead.
- **Quick Showers:** Try to take short showers (less than 5 minutes) or use a bucket and mug to bathe.
- **No Playing:** Never leave a tap running just to play with water.

## Why WATER Matters-

- People, animals, and plants all need water to live.
- Most of Earth's water is salty; only a tiny bit is safe for us to drink.
- If we save water today, there will be enough for everyone when you grow up.

## ENGLISH-

### ACTIVITY: POSTER MAKING

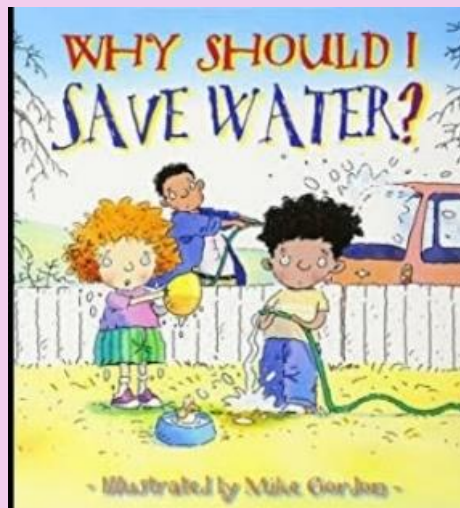
- **Make a poster of water hero on A4 sheet on the given topic:**

#### **I AM A WATER HERO**

- **Cut out a blue water drop and write I AM A WATER HERO- inside the drop of water.**
- **Decorate the border with blue glitter pen, crayon or sketches of blue drops.**
- **Write a suitable slogan.**
- **Paste it in English notebook.**

**Practice and motivate:**

- Tap off while brushing.**
- Use bucket instead of house or shower.**
- Use RO waste-water to water the plants.**



## EVS-

Take one **short story** on how we can show zero tolerance and save water from getting wasted.

In your scrapbook write that story, make a colourful picture and highlight the relationships between the characters using **red pencil colour**.

## Maths-

Write the number name and the ordinal number name for the number of characters you are using in the story. Also, write what comes before and after that number. *E.g.*

*If the number of characters in your story are 4, then*

*Number name- four*

*ordinal number name – fourth*

*Before – 3 4*

*after – 4 5*

## HOMEWORK 2-

### ENGLISH –

Make 2 sentences with each determiners (this, that, these, those) draw pictures and colour them. Do it in scrapbook.

### EVS –

If you are a boy, make the image of a boy, and if you are a girl, make the image of a girl.

Label the different body parts neatly in the scrapbook.

### MATHS –

Using different cut-outs of mathematical shapes studied till now, make the image of a boy or a girl.



- \* पढ़ाए गए पाठ्यक्रम का अभ्यास करें |
- \* आधारशिला में पेज न. 3 से 10, 25, 26 37 व 38 पूरे करें |
- \* पठन परीक्षा के लिए परिधि पुस्तक से पेज न. 22, 24 व 26 का अभ्यास करें
- \* गतिविधि : "स्वस्थ थाली - सेहत वाली "

A4 साइज शीट पर एक बड़ी थाली (Plate) का चित्र बनाये। दी गई चित्र सामग्री को ध्यान से देखकर थाली के अंदर केवल स्वस्थ (Healthy) भोजन के चित्र बनाएँ और उनमें सुंदर रंग भरें। अस्वस्थ (Unhealthy) भोजन के चित्र थाली के बाहर बनाएँ और उन पर लाल रंग का × (क्रॉस) लगाएँ और अंत में शीट पर दिए गए उदाहरण के अनुसार एक अच्छा सा आकर्षक स्लोगन लिखें। जैसे - " जंक फूड को दूर भगाएँ, स्वस्थ भोजन अपनाएँ"



NOTE - All these activities will be evaluated and carry marks . Do preparation accordingly .

\* Kindly bring HINDI holiday homework in separate folder .

# COMPUTER

Name: \_\_\_\_\_

Date: \_\_\_\_\_





# COMPUTER KEYBOARD



★ Let's Learn & Color! ★

Color the keyboard using the guide below.

- 1 Color all the letter keys purple.
- 2 Color all the number keys blue.
- 3 Color the backspace key yellow.
- 4 Color the enter key green.
- 6 Color the space bar key red.



# COMPUTER PARTS

Let's Learn & Match!



Name: \_\_\_\_\_

Grade 1: \_\_\_\_\_

★ Directions: Identify and match each computer term. ★

1



A Keyboard

2



B Monitor

3



C Printer

4



D CPU

5



E Mouse

6



F Speakers



# HOW IS A COMPUTER DIFFERENT FROM YOU?

Write 'Yes' or 'No'

1. Can you move?  
Can a computer move?




2. Can you remember things?  
Can a computer remember things?



3. Do you forget things?  
Does a computer forget things?



4. Can you do sums very quickly?  
Can a computer do sums very quickly?



5. Do you get tired?  
Does a computer get tired?



6. Do you make mistakes?  
Does a computer make mistakes?






7. Can you think?  
Can a computer think?



**\*\*KINDLY PREPARE COMPUTER HOLIDAY HOMEWORK IN SEPEARTE FOLDER AND PASTE THE WORKSHEET IN YOUR COMPUTER NOTEBOOK.**

# ARTS

TOPIC DESCRIPTION and REFERENCE PIC

Class1	Sec-A	<p>Nameplate with Ice cream stick</p> <p>Do page no. 39 and 43 from book also</p>	<p>Dear Students you need to make a name plate with ice cream sticks and need to paint and decorate it. Size of the nameplate should be A4.</p> 
	Sec-B	<p>Dried leaves decoration</p> <p>Do page no. 39 and 43 from book also</p>	<p>Dear students you need to make the leaves dry first with the help of a book. Keep it within the book for a week and it is ready to decorate. Giving the link, don't copy, you can take ideas from Pinterest. Size - A3 sheet.  <a href="https://youtu.be/7vIZzq6NhcY?si=znjN-dpWbcHBwe13">https://youtu.be/7vIZzq6NhcY?si=znjN-dpWbcHBwe13</a></p> 
	Sec-C	<p>Paper plate decoration with wool (two plates)</p> <p>Do page no. 39 and 43 from book also</p>	<p>You need to take two paper plates of dinner size each and with the help of wool, paint and decorative items you should do this activity. Two plates need to be submitted.</p> 

# ENJOY!!!



**\*Please find attached practice sheets for the subjects –  
Maths, EVS, G.K, Computer and Hindi.**

**ST. THOMAS SCHOOL, INDIRAPURAM**  
**MATHS CYCLE 1 PRACTICE SHEET 2026-27**

Q1. Write number names for –

(a). 4 - .....

(b). 8 - .....

(c). 9 - .....

Q2. Write the number that comes before-

(a). ..... 10

(c). ..... 3

(b). ..... 7

(d). ..... 5

Q3. Write the number that comes after-

(a). 4 .....

(c). 9 .....

(b). 7 .....

(d). 1 .....

Q4. Write the number that comes in between-

(a). 2 ..... 4

(c). 8 ..... 10

(b). 6..... 8

(d). 7..... 9

Q5. Arrange the following numbers in ascending order-

(a). 

3	1	5	2	6
---	---	---	---	---

(a). 

--	--	--	--	--

(b).

8	9	4	5	2
---	---	---	---	---

(b).

--	--	--	--	--

Q6. Arrange the following numbers in descending order:

(a).

6	4	7	3	9
---	---	---	---	---

(a).



--	--	--	--	--

(b).

5	3	1	2	8
---	---	---	---	---

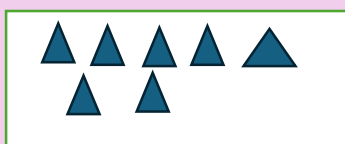
--	--	--	--	--

Q7. Tick the objects which are more in number-



Q8. Count and write the number-

(a).



-



(b).



-









Q9. Write S for sliding object and R for rolling object within the circle-



Q10. Circle the object which is at the –

(a). third place -       

(b). sixth place -      

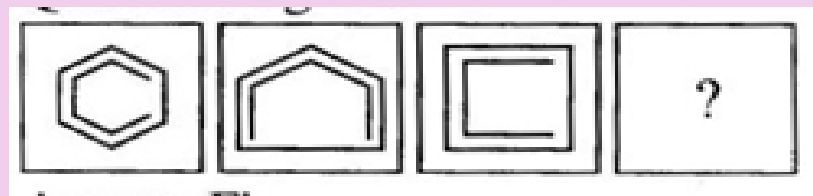
**ST. THOMAS SCHOOL, INDIRAPURAM**




**G.K CYCLE 1 PRACTICE SHEET 2026-27**

Q1. Circle the odd one out-



Q2. Find the missing image-




- (a).  (b).  (c). 

Q3. Complete the pattern by finding the correct option-



- (a).  (b).  (c). 

Q4. How many groups of 5 fish are there?



- (a). 2 (b). 1 (c). 5



**ST. THOMAS SCHOOL, INDIRAPURAM**

**EVS WORKSHEET-1, 2026-27**

**CLASS- 1, Sec.....**

Name..... Roll No..... Date.....

**Q1. Circle the correct option.**

- a) Which sense organ helps us to taste?  
1) Tongue      2) Eyes      3) Ears
- b) Which of these is a body part?  
1) Tiffin      2) Pencil      3) Ears
- c) Children of your father and mother are your.....  
1) Cousins      2) Siblings      3) Friends
- d) A Nuclear family is also known as a ..... family.  
1) large      2) small      3) big

**Q2. Match the pictures in column A with the words in column B.**

**A**

**B**



a)

Tongue



b)

Joint family



c)

Leg

**Q3. Who am I?**

- a) You like to play, study and have fun with me, I am your F \_\_ I \_\_ N \_\_.
- b) I am your brother/sister, I am your S \_\_ B \_\_ I \_\_ G.
- c) I help you to smell, I am your N \_\_ S \_\_.

**Q4. Draw, colour and name the five sense organs.**

a)

b)

\_\_\_\_\_

\_\_\_\_\_

c)

d)

\_\_\_\_\_

\_\_\_\_\_

e)

\_\_\_\_\_

सेंट थॉमस स्कूल, इंदिरापुरम

सत्र (2026-27)

अभ्यास पत्र -2







कक्षा -प्रथम..... विषय-हिन्दी

नाम - .....

रोल न. -

..... दिनांक - .....

**प्रश्न1- चित्र देखकर सही शब्द पर गोला लगाओ -**

- |   |      |      |  |        |         |
|---|------|------|--|--------|---------|
| 1.  - हाती | हथी  | हाथी | 2.  कमाल   | कमल    | कलम     |
| 3.  - ताला | ताल  | टाला | 4.  चिरिया | चीडिया | चिड़िया |
| 5.  - बदाल | बादल | वादल | 6.  तीतली  | तितली  | टितली   |

**प्रश्न2- मात्रा लगाओ -**

क\_वता , द\_कान , कहान\_ , ज\_ल , ख\_र , त\_जमहल  
\_वमान , च\_हिया , ब\_दाम , साइ\_कल , ज \_रा , गु\_लाब


**प्रश्न3- समान तुक वाले शब्द लिखो -**


1. साथ - .....
2. हल - .....
3. मकड़ी - .....
4. रवि - .....
5. थाली - .....
6. कुल - .....

**प्रश्न4- अपने पसंदीदा चार रंगों के नाम लिखो और नीचे दिए गए बॉक्स में उससे संबंधित चित्र बनाकर उनमें रंग भी भरें -**

1.  .....

2.  .....

3.  .....

4.  .....

प्रश्न5- वाक्य बनाओ -

1. गुड़िया -

.....  
..... |

2. माला -

.....  
..... |

3. घड़ी -

.....  
..... |

प्रश्न6- नीचे दिए गए बॉक्स में से फल व सब्ज़ी छाँटकर लिखो -

सीताफल , आम , गाजर , लीची , शलगम , पपीता

सब्ज़ी

फल

- |         |         |
|---------|---------|
| 1. .... | 1. .... |
| 2. .... | 2. .... |
| 3. .... | 3. .... |



# COMPUTER - A SMART MACHINE

## WORKSHEET - CLASS 1



Name: \_\_\_\_\_ Class: \_\_\_\_\_ Date: \_\_\_\_\_

### 1. Tick (✓) the correct picture.

(a) Which one is a computer?



(b) Which one is a natural thing?



(c) Which one is human-made?



### 2. Write N for Natural things and H for Human-made things.



Sun : \_\_\_\_\_



Cat : \_\_\_\_\_



Tree : \_\_\_\_\_



Car : \_\_\_\_\_



Refrigerator : \_\_\_\_\_

### 3. Match the following.



• •

Natural thing



• •


Human-made thing



• •

A smart machine

### 5. Colour the picture.



### 4. Answer the following questions.

(a) Ram uses a computer to play games. Is the computer a natural thing? \_\_\_\_\_

(b) Nitin is looking for a way to get to the office. What can he use to travel there? \_\_\_\_\_

(c) Meena sees a dog and a bicycle in the park. Which one is a natural thing? \_\_\_\_\_



# USES OF COMPUTER

## WORKSHEET - CLASS 1

### Chapter 2



Name: \_\_\_\_\_

Class: \_\_\_\_\_

Date: \_\_\_\_\_

### 1. Tick (✓) the correct option.

a. Where do we use computers to learn?



(i) At school



(ii) In the park



(iii) In the kitchen

b. Which of the following is a use of computers?



(i) Reading story



(ii) Sleeping



(iii) Listening to music

### 2. Match the following.

#### Column A (Places)



1. Hospital



2. School



3. Bank



4. Railway station



5. Shops and malls

#### Column B (Uses)

A. To book train ticket

B. Deposit and withdraw money

C. Treat patients

D. To prepare and print bills

E. Teaching, learning and preparing bills

### 3. Fill in the missing letters.



a. s c h \_ \_ l \_\_\_\_\_



b. h \_ s p i t \_ l \_\_\_\_\_



c. s h \_ p \_\_\_\_\_



d. m \_ l l \_\_\_\_\_



e. b \_ n k \_\_\_\_\_

**4. Write 'T' for True and 'F' for False.**

a. We use computers only at home.

b. We can watch videos on a computer.

c. Computers help doctors in hospitals.

d. We cannot send messages on a computer.

e. We use computers in schools.

**5. Answer the following questions.**

a. Name any two places where we use computers.

\_\_\_\_\_ and \_\_\_\_\_

b. Name any two things we can do with a computer.

\_\_\_\_\_ and \_\_\_\_\_

c. What do we use computers for in schools?

\_\_\_\_\_

d. What do we use computers for in shops and malls?

\_\_\_\_\_