



SUMMER

HOLIDAY
HOMEWORK

ST. THOMAS SCHOOL, INDIRAPURAM

THEME

ZERO
TOLERANCE

CLASS 2



NAME : _____
CLASS : _____
SECTION : _____
SCHOOL : _____

RESPECT

RESPONSIBILITY

DISCIPLINE

INTEGRITY



SESSION: 2026-27

CLASS 2

“It’s time to smile and play.

Holidays are on the way. Wow!

I am waiting for these lovely days.

I will have lot of fun with friends

I will play in the Sun and Moon.

All play and just a little Work, I promise I will do

A book of reading, a page of writing and a sum of math

With no refusal and no fighting.”

“The capacity to learn is a gift; the ability to learn is a skill; the willingness to learn is a choice”.



Dear students ,

With summer break on the horizon , get ready for an engaging assignment that encourages discovery and fosters creativity.

Reminders:

- **All the activities will be evaluated on the basis of creativity , presentation and timely submission.**
- **It's essential that students complete their work independently in their own handwriting.**
- **Let's begin this adventure of discovery and creativity.**

Theme: Zero Tolerance to Unhealthy Food

ALL THE ACTIVITIES TO BE DONE IN THE SCRAP BOOK....

ENGLISH

TOPIC – HEALTHY FOOD AND UNHEALTHY FOOD

Q1. Write down any 4 differences between healthy food and unhealthy food in the scrapbook. Also, write down names of any five healthy food items that you eat.

Ans.

Healthy Food

Unhealthy food

Healthy food items that I eat –(paste any two pictures)

1. _____
2. _____
3. _____
4. _____
5. _____

Q2. Fun Activity:

Make a flashcard with any one slogan of your choice. Read the instructions carefully given in the picture.

DECORATE YOUR FLASHCARD.

SLOGAN MAKING ACTIVITY

ZERO TOLERANCE FOR UNHEALTHY FOOD. EAT HEALTHY, STAY HAPPY!

YOUR TASK
Make your own slogan on how we should say **"NO"** to unhealthy food and choose **healthy** food every day.

SAMPLE SLOGANS

- Eat **healthy** food, feel good!
- Junk food today, sick tomorrow. **Healthy** food today, healthy life tomorrow!
- No** to junk food, yes to good food!
- Healthy** kids, happy kids!
- Eat a **rainbow**, stay strong and grow!
- Be smart, choose **healthy** from the start!

BE SMART! EAT HEART!

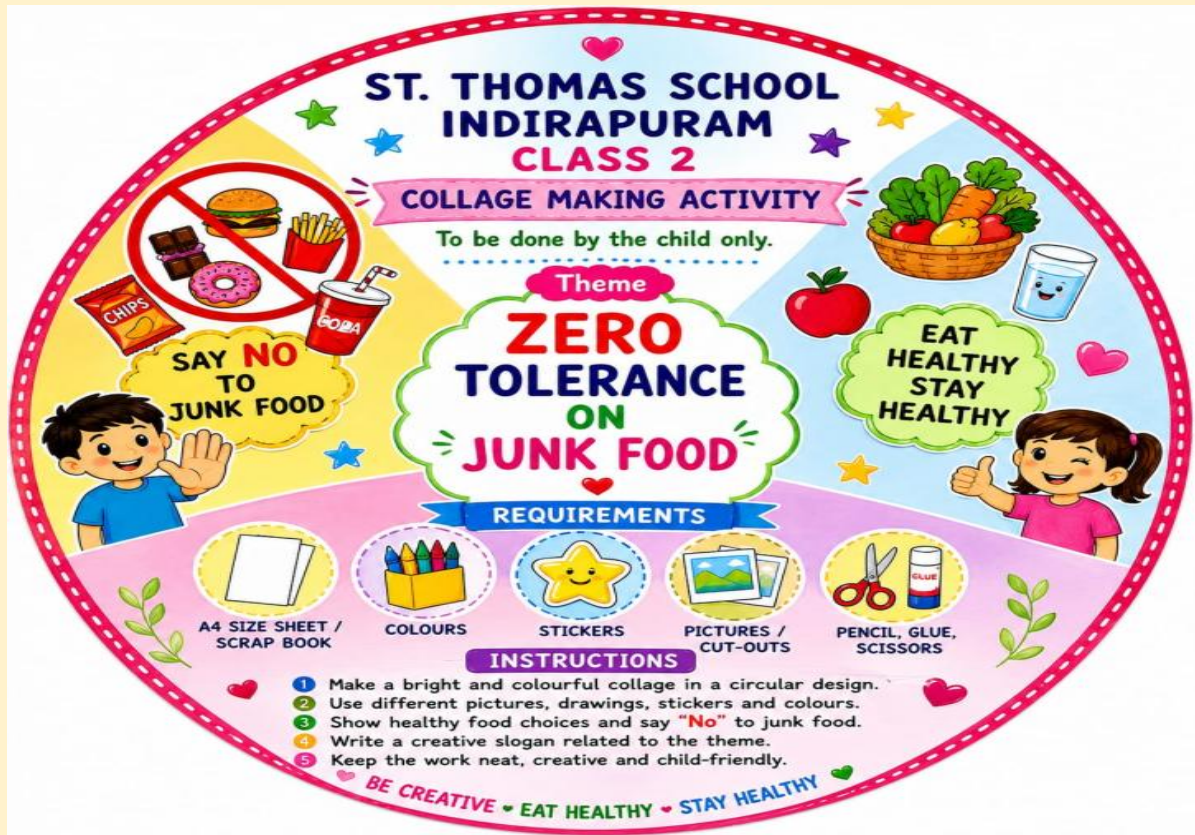
SAY NO TO UNHEALTHY FOOD!

CHOOSE HEALTHY, BE STRONG!

Healthy Food Today, Better Tomorrow!

EVS

COLLAGE MAKING ACTIVITY



MATHS

Rahul's Healthy Week

Rahul is a very smart boy. He wants to be strong and healthy, so he decided to eat less junk food. Here is a look at his healthy choices from last week!

Rahul's Food Table

This table shows what Rahul used to have and how many he skipped to stay healthy.

<i>Item name</i>	<i>Last week</i>	<i>How many he reduced</i>
Chocolates	6	4
Burgers	7	3
Cold drinks	9	5

Look at the table and answer the following questions:

Q1. How many burgers did Rahul eat this week?

Ans. _____

Q2. How many chocolates did Rahul eat in this week, as he ate 6 last week?

Ans. _____

Q3. What is the total number of cold drinks and burgers, he consumed last week?

Ans- _____

COMPUTER

★ EMOJI CODING ACTIVITY ★


Colour the GOOD online behavior with YELLOW and BAD with RED colour in Emoji.





**BE SMART
BE SAFE
ONLINE!**




- 1** Riya used kind words in online class and helped her friend.





 or 
- 2** Aarav shared his friend's password with others.






 or 
- 3** Mehak told her parents when someone used bad words online.




 or 
- 4** Kabir handled the computer carefully and switched it off properly.




 or 
- 5** Anaya did not reply to a stranger online and informed her mother.



 or 



SAY NO TO BAD BEHAVIOR ONLINE.























Complete all the work given in all subjects **as this H.W will be evaluated and its marks will be added in cycle Test – 1.**

English, Maths and EVS work has to be done in scrap book....

ENGLISH

Q1. Make a word chain of Proper Nouns and Common Nouns. (20 words each)
(3 marks)

PROPER NOUNS

 India	 Arjun	 Nepal	
			
			
			
			

COMMON NOUNS

camel	ladder	rope	

Q2. Learn the poem 'Family Fun' for recitation test. (2 marks)

HINDI

- ❖ पढ़ाए गए पाठ्यक्रम का अभ्यास करें।
- ❖ आधारशिला में पेज न. 2 से 10, 30, 31 पूरे करें।
- ❖ मौखिक परीक्षा के लिए कविता “सवेरा” याद करें। (परिधि पुस्तक में पेज न.-9)
- ❖ गतिविधि: “स्वच्छ बगीचा, स्वस्थ जीवन”
- ❖ A4 शीट का प्रयोग करते हुए एक सुंदर बगीचे का चित्र बनाइए और उसमें बच्चों को मिलकर सफाई करते हुए दिखाइए — जैसे कूड़ा कूड़ेदान में डालना, पौधों को पानी देना और बगीचे को साफ रखना।

बनाए गए चित्र में से किन्ही पाँच संज्ञा शब्दों को छाँटकर लिखिए।

बनाए गए चित्र पर सफाई के महत्व पर सुंदर लिखावट में एक संदेश (Slogan) भी लिखिए। Note- (आपकी सहायता के लिए कुछ चित्र नीचे दिए गए हैं। ये चित्र केवल उदाहरण के लिए दिए गए हैं। इन चित्रों से कुछ अलग बनाने का प्रयास करें।)



Note - All these activities will be evaluated and carry out marks. Do preparation accordingly.

***Kindly bring Hindi holiday homework in separate folder.**

MATHS

1. Draw and colour following 3 figures using shapes in scrap book on separate sheets. (3 Marks)

A. 1 Robot

B. 1 Hut

C. 1 Train

2. Oral of Dodging table of 2, 3 , 4 , 5 , 6 and 10 (2 marks)

EVS

1. Description of Activity: I love you card – for family members.

Students will create a colourful "I Love You" greeting card for their family members. They will fold A4/chart paper, decorate the cover with drawings, stickers, and write a short heartfelt message expressing love and gratitude towards their family. This activity integrates Art with EVS topic "Family and Friends" and Language development. (3 Marks)



2. Draw/paste a picture of your family and then write 5 lines about your family. (2 Marks)

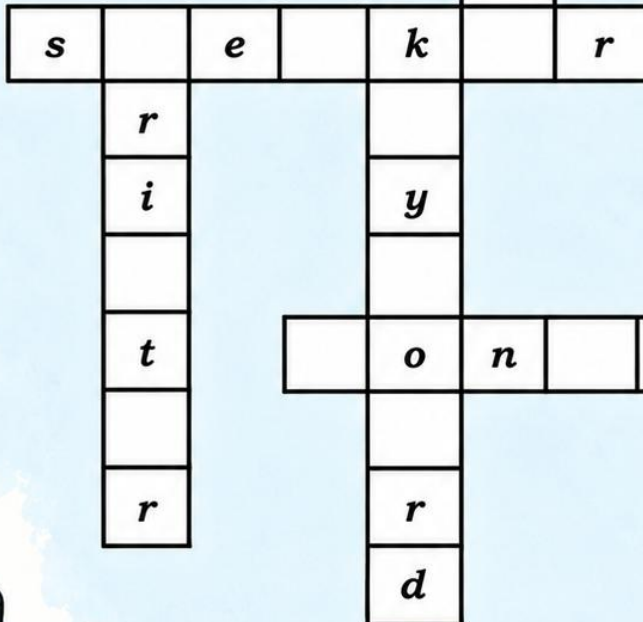

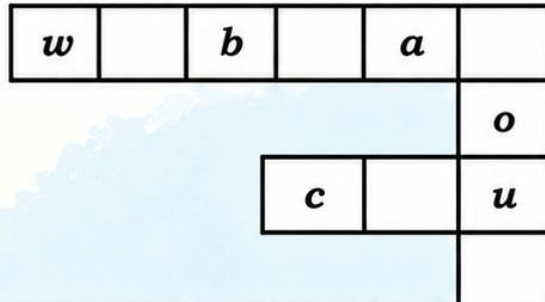
COMPUTER



Parts of Computer



Complete the puzzle board using the given clue box.



Clue Box

- cpu
- keyboard
- monitor
- printer
- joystick
- webcam
- speaker
- mouse



MS Paint Activity

Instructions:

Open **MS Paint** and make a colourful poster on “**Be Smart, Be Safe Online!**”

You can include Shape tool, Text tool & Colours to design a colourful poster.

Example Ideas to Draw:

● Good Habits

- Be kind online
- Keep passwords secret
- Ask parents before clicking

● Bad Habits




- Sharing passwords
- Talking to strangers online
- Using rude words




Note:

1. This picture for poster is only for reference. Do not use the same picture in your homework.
2. Kindly take printout and keep it in **separate folder**.
3. Holiday homework **carries marks**.
4. Worksheets for CT-1 will be uploaded separately on Edunext.

ART & CRAFT

<p>2 A</p>	<p>Hanging with cup and ice cream stick.</p> <p>Do page no. 28 and 33 from book also</p>	 <p>You need to paste ice cream sticks and decorate the cups with paint and decorative items, reference pic has been given, can take more ideas from Pinterest.</p>
<p>2 B</p>	<p>Pistachio shell art.</p> <p>Do page no. 28 and 33 from book also</p>	 <p>With the help of pistachio shells you need to decorate some innovative art piece on A3 size cardboard. Get some ideas from Pinterest</p>
<p>2 C</p>	<p>Paper plate animal craft.</p> <p>Do page no. 28 and 33 from book also</p>	 <p>Draw and cut animal body parts using paper plates and coloured paper. Paint or decorate the plates according to the animal colours. Paste ears, wings, tail, legs, eyes and other details. Fix the parts together with glue to create a 3D effect. Attach the animal on a cardboard base and let it dry properly.</p>

<p>2 D</p>	<p>Paper plate animal craft.</p> <p>Do page no. 28 and 33 from book also</p>	 <p>Draw and cut animal body parts using paper plates and coloured paper.</p> <p>Paint or decorate the plates according to the animal colours.</p> <p>Paste ears, wings, tail, legs, eyes and other details.</p> <p>Fix the parts together with glue to create a 3D effect.</p> <p>Attach the animal on a cardboard base and let it dry properly.</p>
<p>2 E</p>	<p>Pistachio shell art.</p> <p>Do page no. 28 and 33 from book also</p>	 <p>With the help of pistachio shells u need to decorate some innovative art piece on A3 size cardboard. Get some ideas from Pinterest</p>

TO BE NOTED:

- 1. Do one page of cursive handwriting book daily. (10 pages in cursive writing book.**
- 2. Kindly do all the work in scrapbook neatly , properly labelled with name , class -sec and roll no.**
- 3. Submission date : 2nd JULY**