

# SUMMER



# HOLIDAY HOMEWORK



ST. THOMAS SCHOOL, INDIRAPURAM




THEME



# ZERO TOLERANCE

CLASS 3



NAME : \_\_\_\_\_  
CLASS : \_\_\_\_\_  
SECTION : \_\_\_\_\_  
SCHOOL : \_\_\_\_\_



**ST THOMAS SCHOOL , INDIRAPURAM**

**SUMMER HOLIDAY HOMEWORK**

**CLASS -3 (2026-27)**

**ENGLISH**

**THEME: Zero Tolerance for Rudeness**

**MY KINDNESS PASSPORT**

**Write one kind act you did at home or in your neighbourhood.**

- **KIND WORDS METER**

**Were my words kind and respectful?**

- **GOOD BEHAVIOUR CHALLENGE**

**Did I choose kindness over anger?**

- **TEASING STOP SIGN**

**Did I stop myself from teasing or hurting others?**

- **RESPECT MISSION**

**Did I show respect to my elders?**

- **CLEAN & CARE CHECK**

**Did I take care of my surroundings today?**

**Note: Each question to be written along with the above-mentioned headings on different pages in your scrap book. Decorate each page and paste pictures of your act.**

**EVS**

**Topic: zero tolerance**

**1. SUBJECT ENRICHMENT ACTIVITY ( 5 marks)**

**At school, discipline rules, which guide the students' behaviour are used to establish a favourable and educative environment. These rules do not just encourage academic excellence but it also instills life values like respect, responsibility and integrity among students. Common discipline rules set for students and their relevance are as below:**

**1. Punctuality**

**2. Respect for Authority and Peers**

- 3. Adherence to Dress Code
- 4. No Bullying or Harassment
- 5. Respect for Property

Dear student, you all are requested to make a 2D Zero Tolerance Tree. You can add more rules related to the topic. (For your reference a picture is attached.)



**2. Multiple Assessment Activity: (5 marks)**

**WHAT DO YOU DO?**

Read and colour Red for the inappropriate actions and Blue for the correct actions.

Read and colour 'red' for inappropriate actions and blue for appropriate actions.

- ① YOUR FRIEND CHOOSES A NEW GAME AND ASK YOU TO PLAY TOGETHER. YOU...

TRY PLAYING IT.      REJECT THEM.
- ② YOUR FRIEND DOESN'T EAT YOUR FAVOURITE FOOD. YOU...

MOCK THEM.      RESPECT THEM.
- ③ YOU HAVE A NEW TOY AND YOUR FRIEND IS COMING OVER. YOU..

HIDE THE TOY.      SHARE AND PLAY THE TOY TOGETHER.
- ④ YOUR FRIEND IS SLOW AT READING. YOU...

HELP THEM.      IGNORE THEM.
- ⑤ THE CLASS IS DIRTY. YOU...

DO YOUR OWN WORK.      HELP CLEAN IT.

# ZERO TOLERANCE PROJECT

(I) SUBJECT ENRICHMENT ACTIVITY (5 marks)

*"Small acts, when multiplied by many people, can transform the world."*

This holiday, let's become **Heroes of Change!** Your mission is to practice "Zero Tolerance" against things that hurt our world and our friends.



## RED MUG

**Zero Tolerance for  
Waste & Pollution**

Examples: Recycling plastic, switching off lights, saving water, or picking up litter.



## YELLOW MUG

**Zero Tolerance for  
Unkindness**

Examples: Helping parents, sharing toys, saying "Thank You," or being polite to everyone.



## BLUE MUG

**Zero Tolerance for  
Bullying**

Examples: Including someone in a game, standing up for a friend, or being a buddy to all.

**How to complete your project:**

- 1) Take an A4 size pastel sheet of any colour. Make cut outs of mugs as shared in the above images with respective colours.
- 2) Paste the pocket cut outs of mugs with respective colours on a pastel sheet.
- 3) Every time you do a "Good Deed" , place one ice-cream stick inside that mug with a cut out small flower (red mug), smiley for (yellow mug) and small heart cut out for (blue mug).
- 4) By the end of the holidays, your mugs would be overflowing with sticks!
- 5) On the last day of your holiday, count the sticks in each mug. Find the total sum of all your goods deeds. Which mug has the maximum number of sticks?

(II) MULTIPLE ASSESSMENT (5 marks)


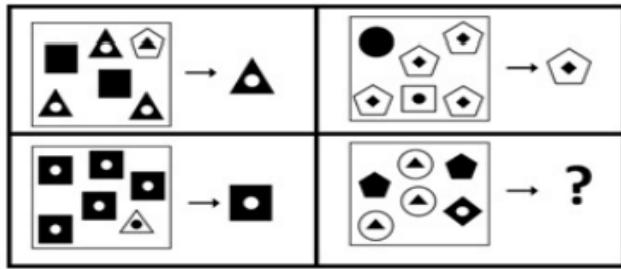
- 1) Find the largest number name that is hidden in the series given below.  
(1 mark)

Note: The letters in the number name should appear together as continuous letters

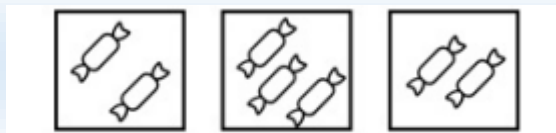
FORHLKJLTEMELVENDSKLFOURSDGSTWENTYSJLSIXTKSEVENL

- a) 60      b) 6      c) 20      d) 70

- 2) If each of the following terms follows the same theme, what will come in place of "?"  
(2 marks)



- 3) The given boxes have some candies, and if EACH of the given boxes should have EXACTLY 3 candies, then how many MORE candies do we need in total? (2 marks)



- a) 1                      b) 2                      c) 3                      d) 4

(III) Learn tables upto 15 (given on the last page of magic support book)

(IV) Do chapters 4 and 5 in the Magic Support book.

ग्रीष्मावकाश गृहकार्ये (2026-27)

कक्षा -तृतीय विषय-हिंदी

- पढ़ाए गए पाठ्यक्रम का अभ्यास करें।
- गतिविधि:- poster making activity
- Topic:- Say no to Junk food.
- A4 शीट का प्रयोग करते हुए किन्हीं पांच जंक फूड का चित्र चिपकाए अथवा बनाकर रंग भरे तथा इनसे होने वाले किन्हीं पांच मुख्य नुकसानों को लिखिए तथा सुंदर लिखावट में एक संदेश (स्लोगन) भी लिखिए।
- complete the given worksheet.

Note :-All these activities will be evaluated and carry marks. Do preparation accordingly. Kindly bring the holiday homework in separate folder.

## COMPUTER

### **Activity1: My first WORD document.**

**Description: Create a word document and type 5-6 lines on the topic, “The Benefits of Physical Activity”**

**Perform the following actions:**

- 1. Open MS Word/WordPad**
- 2. Create a New Document**
- 3. Type the Topic**
- 4. Write the Content**
- 5. Save the Document**

**Submission Instructions:**

- Complete the work neatly.**
- Take print and paste it in your computer notebook.**

### **Activity 2: My desktop**

**Description: Draw and label the following Desktop Icons in Computer Notebook:**

- o This PC**
- o Recycle Bin**
- o Browser Icon**
- o Word Icon**
- o Folder Icon**

**Draw neatly and use colours to make your work attractive!**

**Happy Learning!**






**\*\* The above Activities carries Marks.**

# Activity 3: Solve the following worksheet:



## 1. SYMBOL BASED QUESTIONS

Look at the symbols and answer the questions.

- 1  What does this symbol mean? \_\_\_\_\_  
What should we do in the computer lab? \_\_\_\_\_
- 2  What does this symbol mean? \_\_\_\_\_  
What should we avoid doing in the lab? \_\_\_\_\_
- 3  What does this symbol mean? \_\_\_\_\_  
How should we treat others in the lab? \_\_\_\_\_
- 4  What does this symbol mean? \_\_\_\_\_  
Why do we see this sign in the lab? \_\_\_\_\_
- 5  What does this symbol mean? \_\_\_\_\_  
What should we do to keep the lab clean? \_\_\_\_\_

## 2. SCENARIO BASED QUESTIONS

Read the situations and write the right thing to do.

- 1 Rohan is eating chips while using the computer.



\_\_\_\_\_

- 2 Anu is shouting and talking loudly with her friend in the lab.



\_\_\_\_\_

- 3 Kabir is pressing the keyboard very hard.



\_\_\_\_\_

## 3. FILL IN THE BLANKS (Use the hints)

1. We should sit \_\_\_\_\_ in front of the computer. (quietly / loudly)

2. We should not \_\_\_\_\_ food or drinks in the lab. (bring / share)

3. We should use the computer with \_\_\_\_\_ hands. (clean / dirty)

4. We should ask \_\_\_\_\_ before doing anything. (teacher / friend)

5. We should keep the computer lab \_\_\_\_\_ and tidy.

(messy / clean)



## 4. WRITE A SHORT SLOGAN

Write a short slogan on "Computer lab Etiquettes".









\_\_\_\_\_  
\_\_\_\_\_



Follow the rules. Care for the computers. Respect everyone.



# ART AND CRAFT

3	A	<p><b>Paper bag.</b></p> <p>Do page no. 12 and 24 from book also</p>		<p><a href="https://youtube.com/shorts/VT1KX91c1CY?si=bB-pkj6S83xWZv9d">https://youtube.com/shorts/VT1KX91c1CY?si=bB-pkj6S83xWZv9d</a></p> <p>Link is already there that how to make paper bags, u can use any chart paper or brown paper. Decorate it beautifully and create your own style Bag Size- A3 size</p>
	B	<p><b>Cardboard art.</b></p> <p>Do page no. 12 and 24 from book also</p>		<p>Make a beautiful cut outs of different shapes from cardboard. Papers needed to be cut into pieces and decorate the cardboard . Size- A3 after cutting the shape. 2 pieces of crafts need to be submitted.</p>
	C	<p><b>Planter decoration.</b></p> <p>Do page no. 12 and 24 from book also</p>		<p>You need to decorate two planters of 10 inch .Don't bring terracotta one, bring two plastic planters each decorated with your own creative design.</p>
	D	<p><b>Paper bag.</b></p> <p>Do page no. 12 and 24 from book also</p>		<p><a href="https://youtube.com/shorts/VT1KX91c1CY?si=bB-pkj6S83xWZv9d">https://youtube.com/shorts/VT1KX91c1CY?si=bB-pkj6S83xWZv9d</a></p> <p>Link is already there that how to make paper bags, u can use any chart paper or brown paper. Decorate it beautifully and create your own style Bag Size- A3 size</p>
	E	<p><b>Cardboard art.</b></p> <p>Do page no. 12 and 24 from book also</p>		<p>Make a beautiful cut outs of different shapes from cardboard. Papers needed to be cut into pieces and decorate the cardboard . Size- A3 after cutting the shape. 2 pieces of crafts need to be submitted.</p>
	F	<p><b>Planter decoration.</b></p> <p>Do page no. 12 and 24 from book also</p>		<p>U need to decorate two planters of 10 inch .Don't bring terracotta one, bring two plastic planters each decorated with your own creative design.</p>

**ENJOY YOUR HOLIDAYS**