



ST. THOMAS SCHOOL
INDIRAPURAM

SUMMER
HOLIDAY
HOMEWORK

THEME

ZERO 
TOLERANCE

*A better tomorrow begins with
zero tolerance today.*

CLASS 6


NAME : _____
CLASS : _____
SECTION : _____
SCHOOL : ST. THOMAS SCHOOL, INDIRAPURAM

ENGLISH

Theme: Zero Tolerance for Cyber Bullying

Dear students

The internet is a vast world, but sometimes "Digital Monsters" (Cyber Bullies) can make it a scary place. You have been chosen to become a Digital Guardian. Your first task is to design your own Cyber Safety Shield to protect yourself and your friends.



Safety Shield

- "Imagine you are the designer of a new Safety Shield for the digital world.
- Create a 'Cyber Safety Shield' that shows exactly how you will practice Zero Tolerance for Cyber Bullying.
- Divide the shield into four parts.
- The parts of the shield must have the given headings and answers for the following:
 1. THINK: What 4 questions should we ask before posting?
 2. BLOCK: What should you do when you see mean messages?
 3. REPORT: Who will you tell and what 'proof' will you keep?
 4. SUPPORT: How can you be a hero for someone else being bullied?"
- You must do this activity on an A-4 sheet and paste in your English Literature notebook. Make the shield creative and attractive. Paste relevant pictures to beautify it. Marks will be awarded for this activity.

HINDI

- 1- पढ़ाए गए पाठ्यक्रम का अभ्यास करें।
- 2- "Cyber Bullying के प्रति Zero Tolerance"
A4 शीट पर एक सुंदर पोस्टर या स्लोगन चार्ट बनाइए।
पोस्टर में यह दिखाइए कि हमें ऑनलाइन सभी के साथ सम्मानपूर्वक व्यवहार करना चाहिए और साइबर बुलिंग का विरोध करना चाहिए।
✦ पोस्टर पर लिखने के लिए विचार (for example)
 - "Cyber Bullying को कहो - NO!"
 - ⊗ "गलत मैसेज और अफवाहें साझा न करें।"
 - ✦ "Cyber Bullying देखकर चुप न रहें।"
 - ☹ सजावट के सुझावमोबाइल, लैपटॉप और चैट बॉक्स के चित्र बनाइए।
लाल रंग से "STOP CYBER BULLYING" लिखिए।
पोस्टर में स्माइली, सुरक्षा चिह्न और रंगीन बॉर्डर बनाइए।
संदेशों को अलग-अलग रंगों में लिखकर आकर्षक बनाइए।
✦ ध्यान देने योग्य बातें
 - ✓ केवल A4 Size की White Sheet का प्रयोग करें।
 - ✓ कार्य साफ-सुथरा और रचनात्मक होना चाहिए।
 - ✓ शीट पर अपना नाम, कक्षा और रोल नंबर अवश्य लिखें।हिंदी ग्रीष्मावकाश गृहकार्य का एक अलग से फ़ोल्डर बना कर अपनी शीट को उसमें सुन्दर ढंग से रखें।

MATHEMATICS

TOPIC: - ZERO TOLERANCE TO CYBER BULLYING (Safety)

ACTIVITY – CYBER SAFETY SURVEY

Conduct a survey of 10 people using the questions below:

Question. Yes/ No

i. Do you use social media daily? Yes/ No

ii. Do you know what cyber bullying is? Yes/ No

iii. Do you know how to block/report strangers online? Yes/ No

Tasks:

. Record responses in frequency distribution table using tally marks.

Find:

- a. Total Yes responses
- b. Total No responses
- c. Difference between them

(II) COMPUTATIONAL THINKING(WORKSHEET)

1. The following series follows a fixed pattern:

2, 3, 3, 4, 4, 4, 5, 5, 5, 5, 6, ...

If the pattern continues, determine how many times the number 9 appears in the NEXT 20 terms.

- a) 3
- b) 4
- c) 7
- d) 8

2. The following number series is based on a pattern. One term is incorrect. Identify the incorrect term.

2, 3, 6, 11, 18, 25, 38, 51, 66, 83

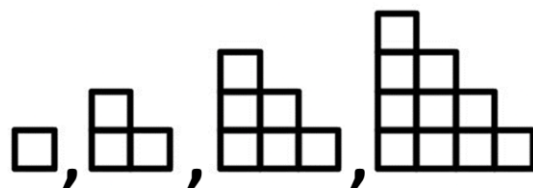
- a) 11
- b) 25
- c) 51
- d) 66

3. What will come in place of "?" in the given series? 1@3, #5#, 7@9, #11#, 13@15, ?, 19@21

- a) @17@
- b) #15#
- c) 16#18
- d) #17#

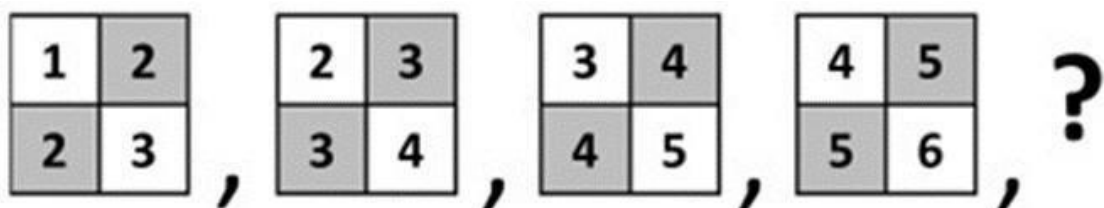
4. The first four terms of a block series are shown below.

If the pattern continues in the same manner, which term of the series will be the first to contain more than 20 blocks?



- a) 5th term
- b) 6th term
- c) 7th term
- d) 8th term

5. What will come in place of "?" in the given series?



- a)

| | |
|---|---|
| 5 | 6 |
| 6 | 8 |
- b)

| | |
|---|---|
| 6 | 7 |
| 7 | 8 |
- c)

| | |
|---|---|
| 6 | 7 |
| 7 | 7 |
- d)

| | |
|---|---|
| 5 | 6 |
| 6 | 7 |

SCIENCE

Kaushal Bodh Project — Biodiversity Register



“Acting locally for global impact.”

Project Description

Prepare a Biodiversity Register (Project File) by observing any three plants in your surroundings.

Record their name, local name, scientific name, variety name, planting method, special features (like fruiting season and aroma), uses, and photograph in a proper table.

Students can collect information about any category of plants like herbs, shrubs, trees, etc.

Note

- Students can use A4 sheets and compile them in a file.
- Students are required to include the following components:

Required Components

1. Cover Page (Pictures given above are for reference.)
2. Project name, student's name, class, roll number, and name of teacher in-charge
3. Introduction Page (Definition of Biodiversity and Biodiversity Register)
4. Data Table / Record Sheet about the details of each plant with photograph of plants
5. Importance of Biodiversity
6. International Biodiversity Day — May 22, Theme 2026: **“Acting locally for global impact.”** (*Paste a real photo to show negative interaction of human with nature — like cutting trees, plastic pollution, burning waste, etc. and write a slogan to protect nature.*)
7. Conclusion

SOCIAL STUDIES

" Cyber Bullying" – A case study

Search any one case of cyber bullying. Make a report on A3 sheet on that case that should include:

- Type of Cyber bullying with picture (draw or paste)
- Impact on the affected person
- Role of Parents and Police
- Preventive measures for Cyber Bullying

COMPUTER

Activity1: SUBJECT ENRICHMENT ACTIVITY

Create a poster using Canva on the topic “DIGITAL TOOLKIT” and perform the following actions:

- List any five mobile apps
- Write the use of each app
- Classify the apps into suitable categories such as- Communication / Education/ Entertainment/Utility/Navigation etc

Eg:



*****This example is given for reference only, kindly do not copy and paste.***

Activity 2: Create a Cyber Safety Badge or Bookmark with messages like:

- “Stay Safe Online”
- “Stop Cyber Bullying”
- “Be a Responsible Digital Citizen”

Take printout of your activity and paste it in your computer Notebook.

***** The above activities carry marks.***

Activity 3: Solve the following worksheet.



ZERO TOLERANCE TO CYBER BULLYING




Be Kind. Be Respectful. Be Safe. Be a Digital Citizen.





A. LOGO BASED QUESTIONS


Look at the logos below and answer the questions.

1.  What does this logo represent? _____
How can we use it responsibly? _____

2.  What does this logo represent? _____
How can we stay safe while using it? _____

3.  What does this logo represent? _____
What kind of content should we avoid posting or sharing? _____

4.  What does this logo represent? _____
Why should we avoid liking or sharing hurtful or unkind content? _____

5.  What does this logo represent? _____
How does it help keep our personal information safe? _____

Remember:

- ✓ Think before you type.
- ✓ Be kind online.
- ✓ Respect others.
- ✓ Tell a trusted adult.
- ✓ You are not alone.



B. SCENARIO BASED QUESTIONS

1. Riya finds a mean comment about her in a class group chat.
What should she do?

2. Arjun's friend posts a funny meme about another classmate without asking. What is wrong with this?

3. You see someone being called names in an online game.
What can you do to help?

4. Someone keeps sending you messages that make you feel uncomfortable. Who should you tell and why?



C. ONE WORD QUESTIONS

1. The act of using the internet or devices in a safe and responsible way. _____
2. A platform where people interact online, like Facebook or Instagram. _____
3. Blocking or preventing someone from sending you messages. _____
4. A feeling of worry or sadness caused by online behaviour. _____
5. The practice of treating others with kindness and respect online. _____







ZERO TOLERANCE MEANS ZERO EXCUSES. Let's make the internet a safe and happy place for everyone!







ART N CRAFT

Note: Art & Craft homework is section wise. Kindly check accordingly.

| SECTIONS | TOPIC | REFERENCE PICTURE | DESCRIPTION AND REFERENCE LINK |
|----------|----------------|---|---|
| A | PVA glue batik |  | <p>Pva glue batik</p> <p>Drew simple floral designs on fabric/paper using a resist medium. Let the outlines dry completely. Painted bright colors inside and around the designs. Added layered details with different brush strokes and shapes. Allowed the artwork to dry before finishing.</p> <p>Material- A2 size cotton cloth https://pin.it/4JpEwHo9G</p> |
| B | Papier mache |  | <p>Draw the mask design or use a balloon/mold as the base. Tear newspaper into small strips. Prepare paper mache paste using glue and water. Dip the strips in the paste and paste them on the mold layer by layer. Leave spaces for eyes, nose, and mouth. Let the mask dry completely. Remove it carefully from the mold. Paint and decorate the mask as desired. Size A4 How to make Mask with paper mache</p> |

| | | | |
|-----------------|---------------------------|--|--|
| | | | |
| <p>C</p> | <p>Mandala art</p> |  | <p>Draw or trace the shape of a toucan bird on colored paper. Cut the body, wings, beak, and eyes carefully. Paste all parts together to form the bird. Decorate the toucan using bright colors and patterns. Add leaves or a tree branch in the background for presentation. You can cut it and use it as a wall hanging too.</p> <p>Size- A3</p> |
| <p>D</p> | <p>Mandala art</p> |  | <p>Draw a center point and circles using a compass. Create guidelines for symmetry. Start designing from the center outward. Add repeating patterns like petals, dots, and shapes. Outline the final design with pen or paint. Color or paint the mandala. Add finishing details and highlights.</p> <p>Size - A3 sheet</p> |

| | | | |
|-----------------|------------------------------|--|---|
| <p>E</p> | <p>Papier mache</p> |   | <p>Draw the mask design or use a balloon/mold as the base. Tear newspaper into small strips. Prepare paper mache paste using glue and water. Dip the strips in the paste and paste them on the mold layer by layer. Leave spaces for eyes, nose, and mouth. Let the mask dry completely. Remove it carefully from the mold. Paint and decorate the mask as desired.</p> <p>How to make Mask with paper mache</p> |
| <p>F</p> | <p>PVA glue batik</p> |   | <p>Pva glue batik Drew simple floral designs on fabric/paper using a resist medium. Let the outlines dry completely. Painted bright colors inside and around the designs. Added layered details with different brush strokes and shapes. Allowed the artwork to dry before finishing.</p> <p>Marerial- A2 size cotton cloth https://pin.it/4JpEwHo9G</p> |

SANSKRIT

- A4 Size की शीट पर cyber bulling से सम्बन्धित करणीयं/अकरणीयं पांच बिन्दुएँ लिखिए ।

FRENCH

By using your French notebook draw a comic strip based on the topic zero tolerance for cyberbullying.

GERMAN

Question 1

Write numbers in words from 1 to 200, and 900 to 1000.

Question 2

Record yourself giving an introduction in German on a mobile phone.

Question 3

Write a family description and introduction in German

Question 4

Make 10 sentence using haben und sein