



ST. THOMAS SCHOOL
— INDIRAPURAM —

SUMMER
HOLIDAY
— HOMEWORK —

THEME

ZERO 
TOLERANCE

*A better tomorrow begins with
zero tolerance today.*

CLASS 8

NAME : _____
CLASS : _____
SECTION : _____
SCHOOL : ST. THOMAS SCHOOL, INDIRAPURAM

THEME:- ZERO TOLERANCE TO SOCIAL MEDIA(Digital toxicity)

ENGLISH

POSTER DESIGNING

The overuse of social media has become one of the biggest concerns for students today. Constant notifications, endless scrolling, comparison with others and time wasted on screens are harming focus, creativity and real friendships.

As responsible young citizens, it is important to spread awareness and encourage everyone to practice digital self-control and choose real-world connections.

Design an attractive poster that encourages people to reduce social media distraction and use time wisely on an A4 size sheet.

Paste it in your notebook.

YOUR POSTER MUST INCLUDE:

- A powerful slogan or tagline
- Attractive drawings/symbols e.g.- Use phone screens, notification icons, mute symbols, crossed-out scroll bars, books, birds, clocks or outdoor play.
- A short message/appeal to limit social media and different ways to avoid distraction.
- Issuing Authority at the Right Hand Side Bottom of the poster.

HINDI

विषय- सोशल मीडिया (डिजिटल टॉक्सिसिटी) के प्रति ज़ीरो टॉलरेंस

प्रश्न 1. सोशल मीडिया का उपयोग कब करना चाहिए और कब नहीं करना चाहिए?

इस तरह से तस्वीरें चिपकाइए -

एक जिसमें सोशल मीडिया का सही उपयोग दिखे।

दूसरी जिसमें सोशल मीडिया का गलत उपयोग दिखे।

प्रत्येक तस्वीर के नीचे 2-3 पंक्तियों में कारण लिखिए कि वह उपयोग सही है या गलत।

निर्देश:-

- यह कार्य A4 शीट पर करें।
- सोशल मीडिया के सही उपयोग के सामने लगाएँ और गलत उपयोग के सामने लगाएँ।
- कार्य रंगीन और रचनात्मक होना चाहिए।
- उत्तर सरल, स्पष्ट और अपने शब्दों में लिखें।
- मल्हार पाठ्य पुस्तक में पढ़ाए गए सभी पाठों का Revision करें।

MATHEMATICS

Task instructions:-

1.Survey work:- Each student must survey 20 friends/ relatives

Collect data for each person on:

Daily screen time (in hours)

Time spent on social media(in hours)

Time spent on healthy activities(sports, outdoor games, reading etc.)

2. Mathematical Representation

Prepare a frequency table for the collected data.

Draw a double bar graph comparing Screen time Vs. Healthy activities

Social media time Vs. Healthy activities

Create a Snakes and Ladders activity board where Ladders represent

healthy habits (e.g exercise, reading) Snakes represent toxic habits (excessive scrolling, cyber bullying, late night screen use)

POSTER PRESENTATION

Combine all your work into a creative poster.

The poster must include:

Title: Zero Tolerance- Digital Toxicity

Display frequency table neatly, double bar graph with proper labels, Snakes and Ladders board as a fun visual

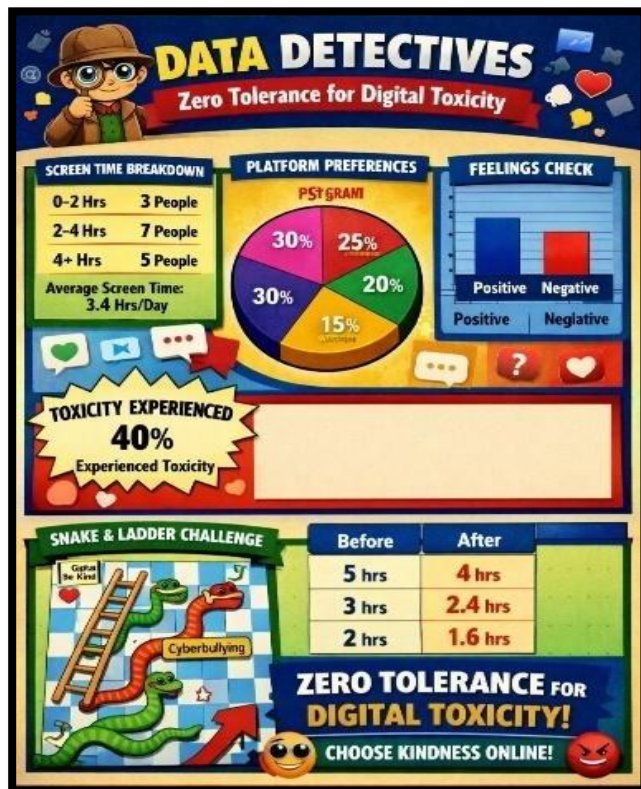
A short message or slogan promoting balanced digital habits.

Detox Time-Table

Prepare a one week detox plan for yourself.

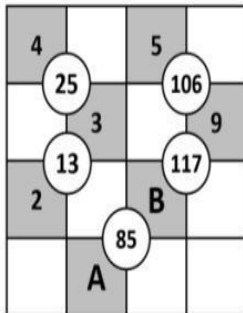
Present this time table neatly on your poster as a model for balanced living.

Examples



COMPUTATIONAL THINKING(WORKSHEET)

1. In the following grid, all the circles follow the same theme. What will be the value of A + B?



- a) 12 b) 14 c) 13 d) 15

2. Sam writes a list of natural numbers. The list has three perfect cubes and three perfect squares. If no number in the list has more than two digits, what is the MINIMUM number of distinct numbers he must have written?

- a) 3 b) 4 c) 5 d) 6

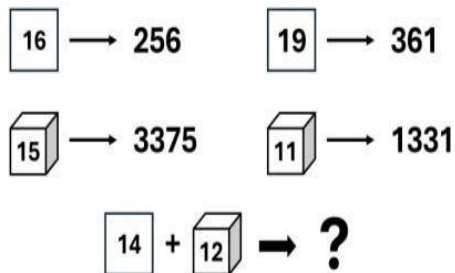
3. If AB is a two-digit number whose cube is in the form of a 4-digit number “___ C” such that $A < C < B$, how many different values can C have?

- a) 2 b) 3 c) 4 d) More than 4

4. $56 \times k$ is a perfect cube where k is a natural number. What could be the smallest possible value of k?

- a) 36 b) 49 c) 56 d) 72

5. Each geometrical shape denotes a certain operation. What will come in place of “?”



- a) 2888 b) 1914 c) 1924 d) 340

NOTE:- Students are required to complete their holiday homework on A4 size sheets.

SCIENCE

TOPIC: Working with materials - Ecofriendly utility objects

Prepare any one eco-friendly utility object using any one or two of these materials- Sutli, Jute, Coir, Bamboo sticks or Ice-cream sticks. Complete the project report as per the instructions given below. This activity focuses on creativity, recycling and sustainable living.

Examples of Utility Objects (any one)

- Utility Basket
- Tea Coasters
- Tiny Jute Bag
- Pen Stand
- Decorative Organizer

Prepare a report to record all the details of your project in the activity file.

- Aim of Activity
- Materials used and their source (from where it was collected or purchased)
- Procedure
- Time Taken
- Benefits of the Product
- Conclusion
- Pictures/Drawings

Sample Images



Create Useful Things • Reduce Waste • Save Nature

SOCIAL SCIENCE

Create a project report on the provisions related to Cyber Crime through social media platforms (WhatsApp, Twitter, Instagram, Snapchat etc.) and their safeguards.

Support your report with some real cases showing unethical behavior, slogans and pictures.

Roll no. wise topics are given below-

R.NO.- 1 TO 10 Hacking, Bullying (use Orange A4 sheets)

R.NO.-11 TO 20 Online Fraud, Identity theft (use Green A4 sheets)

R.NO.- 21 TO 30 Fake content, Digital arrest (use Yellow A4 sheet)

R.NO.- 31 Onwards- Cyber stalking, Cyber Grooming (use A4 purple sheet)

Note- Make it on the above mentioned coloured sheets, use your creativity to make it effective and put them in a folder.

Date of Submission- 2nd July Thursday 2026

COMPUTER

Q1. Odd Roll No.

Poster Making

Create a digital or handmade poster on the topic:

“Say NO to Digital Toxicity”

Include:

- Positive online behaviour
- Kind communication
- Cyber safety tips
- Anti-bullying messages

Suggested Slogans:

- “Think Before You Type!”
- “Spread Kindness Online”
- “Stop Cyberbullying”
- “Use Social Media Wisely”

Note - You can use any software.

Even Roll No.

Awareness Slogans

Design a poster on 5 slogans related to healthy social media use.


Example:

- “Pause Before You Post”
- “Be Smart Online”
- “Digital Kindness Matters”

Note - You can use any software.

Q3. Cross Word Puzzle:

Solve the following cross word puzzle.




BE KIND ONLINE

Name: _____ Class/Sec: _____ Date: _____

ZERO TOLERANCE TO SOCIAL MEDIA (DIGITAL TOXICITY)


Crossword Puzzle for Class 8




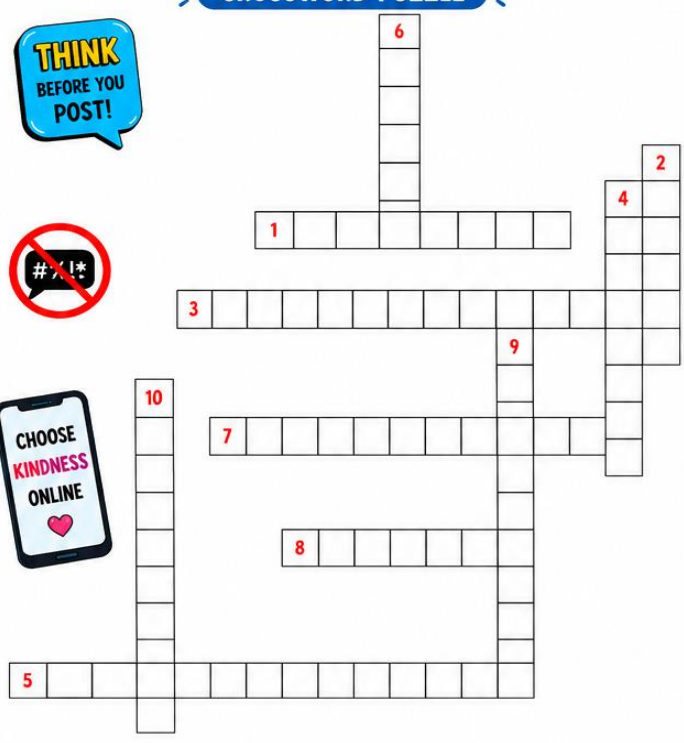
**BE SMART
STAY KIND
STAY SAFE**

CROSSWORD PUZZLE

THINK BEFORE YOU POST!







ACROSS

1. Sending kind and respectful messages online.
3. False information spread on the internet.
5. Online bullying through messages or posts.
7. Rules for polite behavior on the internet.
8. Strong passwords help keep accounts _____.






DOWN

2. Taking a break from screens is called a digital _____.
4. Information about yourself shared online.
6. A feeling caused by spending too much time online.
9. The act of reporting harmful online content.
10. Websites and apps used to connect people online.

WORD BANK ★

● Respect	● Fake News	● Privacy	● Cyberbullying	● Stress
● Netiquette	● Secure	● Detox	● Reporting	● Social Media

DIGITAL SAFETY TIPS

-  Think before you post.
-  Keep your personal information private.
-  Be respectful and kind to others.
-  Take breaks and balance your screen time.
-  Report and block harmful content.

AWARENESS SLOGANS

Think Before You Post!

Be Smart, Stay Kind Online!

Disconnect to Reconnect!

No Hate, Just Respect!

★ **TOGETHER, LET'S BUILD A POSITIVE AND RESPECTFUL ONLINE COMMUNITY!** 😊

Q3. SE Activity

Create a report on “**Different types of Internet connectivity uses in future**” using any software. Follow the given instructions.

- Add heading for different types of connection.
 - Insert their images.
 - Write a paragraph on different type of connection.
 - Take the printout and paste in your Computer Notebook.
- Refer to page no. 165 of your Computer book.**

Note- Take the printout of all the three questions and paste in your Computer copy.

This holiday homework is mandatory and carries marks.

SANSKRIT

- कार्ट बोर्ड की सहायता से चलदूरभाषयंत्र बनाएं तथा प्रतिदिन चलदूरभाषयंत्र प्रयोग का संस्कृत में एक चार्ट तैयार करें ।

FRENCH

Class 8- On a A4 size sheet draw a picture depicting zero tolerance for digital toxicity. By using the same topic(digital toxicity), write 6 to 8 dialogues in your notebook and learn it for the upcoming role Play activity in the month of July.


GERMAN




Q1)Conjugate these verb and write learn the meaning

1. baden - to bathe
2. beginnen - to begin
3. beobachten - to observe
4. beraten - to advise
5. besitzen - to own
6. bewundern - to admire
7. blühen - to bloom
8. drucken - to print
9. erreichen - to reach
10. feiern - to celebrate
11. füttern - to feed
12. gewinnen - to win
13. hoffen - to hope
14. kämmen - to comb
15. klettern - to climb
16. lachen - to laugh
17. lernen - to learn
18. malen - to paint
19. merken - to notice
20. packen - to pack
21. putzen - to clean
22. reisen - to travel
23. retten - to save/rescue
24. sammeln - to collect
25. schicken - to send
26. schneien - to snow
27. spazieren - to walk
28. surfen - to surf
29. trocknen - to dry
30. wecken - to wake (someone) up

Q2) Write 200 word paragraph explaining about your summer vacation plan and day to day activity

ART & CRAFT

Section	Topic	Reference pic	Description and reference link
A	3D art/ Optical Illusion art		KISSAN KETCH GIRGIT GST DIGITAL 15 SEC HIN HD 18 10 25 1 Draw evenly spaced vertical black-and-white stripes across the entire page. Sketch three circles of different sizes over the striped background. Inside each circle, create curved concentric stripes that bend around the shape like a sphere. Color alternate sections black while leaving the others white. Adjust the

			<p>curves and stripe thickness to give a 3D floating effect, then clean the edges and darken the contrast to complete the optical illusion art.</p> <p>Other styles also u can do.</p> <p>Video link given</p>
B	Texture art		<p>Mix glue with a little water, make pieces of tissue paper and dip into that mixture. layer the tissue to create texture and raised patterns.</p> <p>Let it dry completely, then paint over it with acrylic colors.</p> <p>Add highlights with lighter or metallic shades for depth, and finish with varnish if desired. Take a look!</p> <p>(1054) Pinterest</p>
C	3D art/ Optical Illusion art		<p>How To Draw Geometric Optical Illusion Art - 3D Trick Art on paper tutorial - YouTube</p> <p>Draw evenly spaced vertical black-and-white stripes across the entire page.</p> <p>Sketch three circles of different sizes over the striped background. Inside each circle, create curved concentric stripes that bend around the shape like a sphere.</p> <p>Color alternate sections black while leaving the others white. Adjust the curves and stripe thickness to give a 3D floating effect, then clean the edges and darken the contrast to complete the optical illusion art.</p> <p>Other styles also u can do.</p> <p>Video link given</p>
D	3D art/ Optical Illusion art		<p>KISSAN KETCH GIRGIT GST DIGITAL 15 SEC HIN HD 18 10 25 1</p> <p>Draw evenly spaced vertical black-and-white stripes across the entire page.</p> <p>Sketch three circles of different sizes over the striped background. Inside each circle, create curved concentric stripes that bend around the shape like a sphere.</p> <p>Color alternate sections black while leaving the others white. Adjust the curves and stripe thickness to give a 3D floating effect, then clean the edges and darken the contrast to complete the optical illusion art.</p> <p>Other styles also u can do.</p>

			Video link given
E	Texture art		<p>Mix glue with a little water, make pieces of tissue paper and dip into that mixture. layer the tissue to create texture and raised patterns.</p> <p>Let it dry completely, then paint over it with acrylic colors.</p> <p>Add highlights with lighter or metallic shades for depth, and finish with varnish if desired. Take a look!</p> <p><u>(1054) Pinterest</u></p>