



ST. THOMAS SCHOOL, INDIRAPURAM





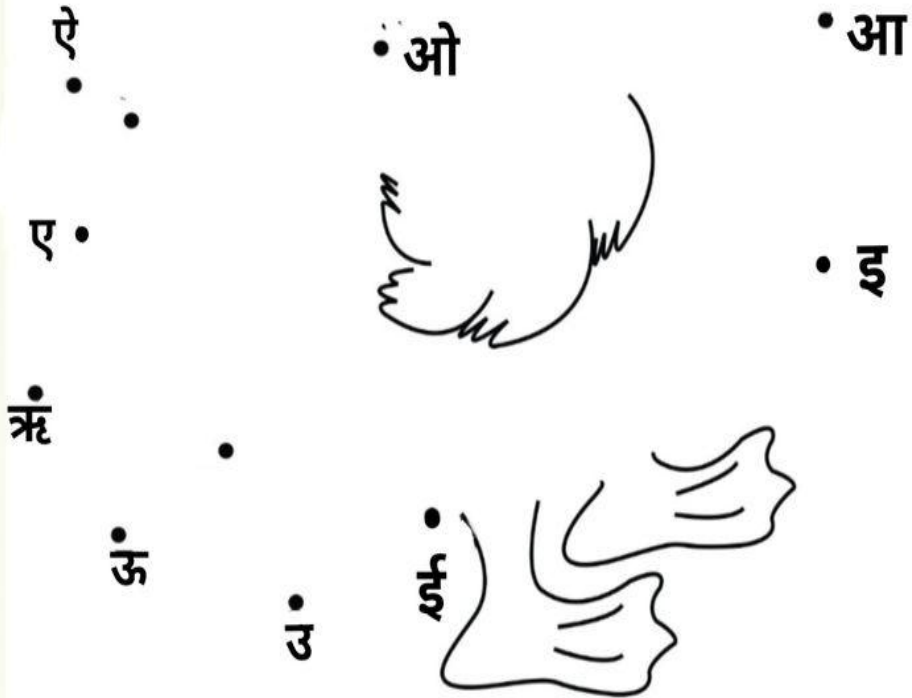
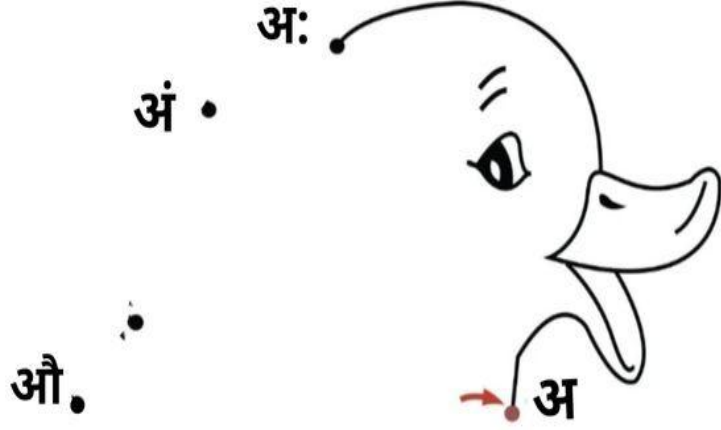
Summer Vacation Rules

You can have as much screen time as you like as long as this list is completed first!

-  Eat breakfast
-  Get dressed
-  Do hair
-  Brush teeth
-  20 minutes of reading
-  20 minutes writing or coloring
-  Clean up 1 room - bedroom, playroom, living room, computer room
-  Play outside for 30 minutes
-  Make or build something creative
-  Help a family member - ask what they need, or think of something on your own


ACTIVITY 1

अ से अः तक बिंदुओं को जोड़ो और चित्र पूरा करो, और फिर रंग भरो



ACTIVITY 2

FIND THE WORDS IN THE GRID AND COLOUR THE PICTURES



cat



van

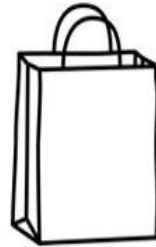


jam



pan

j	s	a	d	p
v	a	l	r	a
a	p	a	z	n
n	e	b	a	g
t	m	s	c	o
b	f	c	a	t
a	q	i	s	n
t	g	d	a	h
k	j	a	m	l
c	a	p	y	b



bag



cap



sad



bat

Name: _____

ACTIVITY 3

COLOUR THE NUMBERS AS PER THE CODE GIVEN BELOW:

6	6	6	6	6	6	6	6	5	5	3	5	6	6	6	6	6	6
6	6	6	6	6	6	6	5	3	5	3	5	6	6	6	6	6	6
6	6	6	6	6	6	6	5	3	4	4	5	6	6	6	6	6	6
6	6	6	6	6	6	6	5	3	5	5	5	6	6	6	6	5	5
6	6	6	6	6	6	6	5	5	4	4	4	5	6	6	5	4	5
6	6	6	6	6	6	5	4	4	5	4	4	4	5	6	5		5
6	6	6	6	6	5	4	4	4	4	5	4	4	4	5	4		5
6	6	6	6	6	5	4	4	4		5	4	4	4	5			5
6	6	6	6	5	4	4	4				5	4	1	1	5		5
6	6	5	5	5	4	4	4		5		5	1	1	1	5		5
6	5			5	5	5	4				5	5	5	5	5		5
6	5		5	5	2	2	5	1		1				5		5	6
6	6	4	5	2	5	5	2	5	1	4	4			5		5	6
6	6	4	5	2	5	5	2	5	1	3	3	4		5	5	4	5
6	6	4	3	5	2	2	5	5	1	4	4	3	4	6	6	5	5
6	4	4	3	4	5	5	5	1	1	5	5	4	3	4	6	6	6
4	3	3	4	6	6	6	5	5	5	4	5	4	3	4	4	6	6
6	4	4	6	6	6	6	6	5	3	4	4	6	4	3	3	4	6
6	6	6	6	6	6	6	6	5	3	5	6	6	6	4	4	6	6
6	6	6	6	6	6	6	6	6	5	6	6	6	6	6	6	6	6


Key:

1	Red	4	Orange
2	Pink	5	Black
3	Yellow	6	Blue

*Blank squares are white


ACTIVITY 4

HELP THE RABBIT REACH THE EASTER EGG AND COLOUR
THE PICTURE:




ACTIVITY 5

MATCH EACH TO ITS GIFT BY TRACING ALONG THE CORRECT PATH
USING FOUR DIFFERENT COLOURS



ACTIVITY 6

COLOUR THE PICTURES AS PER THE COLOUR CODE GIVEN



ACTIVITY 7

CIRCLE THE CORRECT WORD FOR THE PICTURES.

ALSO, COLOUR THE PICTURES.



lip

lid



pin

pig



fin

fig



kit

kid




win

wig



zit

zip



bit

bib



bid

bin




mix

mid



ACTIVITY 8

DO EARBUD PAINTING IN THE IMAGE OF FISH
USING DIFFERENT COLOURS





ACTIVITY 9

MATCH CAPITAL LETTERS WITH SMALL LETTERS.

REVISE PHONIC SOUNDS OF ALL APLHABETS.

A	w	C	h
L	d	X	v
Q	z	M	o
F	a	H	x
S	i	O	r
D	q	B	c
J	f	V	g
W	s	G	b
Z	j	R	m

ACTIVITY 10

Cool water melon Mojito for The Cool Father

**Make Father's Day more special by preparing water melon Mojito with the help of your mother for your father on FATHER'S DAY, 21st June, Sunday.
So, children here's the recipe to make it.**

- **Add freshly squeezed watermelon juice in a glass.**
- **Add 1-2 tbsp freshly squeezed lime juice.**
- **Add 1-2 tbsp sugar Syrup.**
- **Add ice-cubes and Soda Water.**
- **Stir well.**
- **Garnish with a sprig of fresh mint and a watermelon wedge.**
- **Serve it to your dad and click photos.**



Also, make a special "Handprint Card" for your dad.

Materials Required:

- * **White A4 sheet / thick paper**
- * **Poster colors / paint**
- * **Black marker / sketch pen**
- * **Colored paper (for tie)**
- * **Glue**
- * **Wet wipes / cloth**



Steps to Make:

Apply paint on your child's palm and take a handprint on the paper (fingers upward).

Allow it to dry.

Draw a cute face (eyes and moustache) on the handprint using a black marker.

Cut a tie shape from colored paper and paste it below the handprint.

Decorate the tie with dots or designs.

Write a loving message like:

"Happy Father's Day Papa" / "Best Dad Ever"

This activity will help children express love and creativity.

Thank you for your support 😊

Click photographs and make a collage of them on an A-4 size sheet and bring it to school.

ACTIVITY 11

DEAR PARENTS,

AS A PART OF HOLIDAY HOMEWORK, CHILDREN WILL MAKE A CREATIVE CRAFT ON THE TOPIC "MY FAMILY" USING ICE-CREAM STICKS. KINDLY GUIDE YOUR CHILD TO COMPLETE THIS ACTIVITY AT HOME.

Materials Required:

- * Ice-cream sticks (8–10)
- * Sketch pens / crayons
- * Glue
- * Colored paper (optional)
- * Scissors (with supervision)



Steps to Make:

Take 4 ice-cream sticks and make a square/house shape frame by sticking them together.

Draw family members (Papa, Mummy, self, siblings, etc.) on separate sticks.

Color and decorate each family member nicely.

Paste the decorated sticks inside or below the frame.

You can also write "My Family" on the frame.

Decorate using colors, patterns, or small designs to make it attractive.

Note for Parents:

- * Encourage your child to do the work independently.
- * Assist only where needed (cutting/pasting).
- * Ensure neat and creative work.

This activity will help in developing creativity and understanding of family bonding.

THANK YOU FOR YOUR SUPPORT 😊

My Lovely Tiny Tots,
Practice makes a man perfect.
Continue practicing the work done till now.

Try to learn some basic skills like arranging your belongings and developing personal hygiene. Also, learn to wear the aprons on your own and laying the mat on the table.

Spend time doing some outdoor activities like playing outdoor games, Cycling, learn to dance etc.

* **ENGLISH:** Write all 'a and i' CVC words in notebook (5 times)

* **MATHS:** Write counting 1 to 50 in notebook (5 times)

* **Maths (Enhancing Numeracy Skills) Book:** Do pages 32 to 39, 42, 43, 46

* **HINDI:** Write "अ से अ:" in notebook (5 times)

* **GK (Glow as you Grow):** Do pages 26 to 34, 36 to 40

* **Revise all CYCLE 1 English and Hindi rhymes.**

* **Revise question-answers of CYCLE 1 GK and EVS questionnaire.**

(Take print out of all the activities and make children do them + Do all written work in a separate 3-in-1 notebook.

Make an A3 size folder using thick chart paper/handmade sheet and decorate it. Label it properly and send all activities done during Holidays in this folder.

Holidays Homework carries 5 marks in cycle 1 exams.

** Submission of Holiday Homework: By Friday 3rd July, 2026.

Wishing you all happy times together!! See you on Wednesday 1st July, 2026

