



**ST. THOMAS SCHOOL
INDRAPURAM
PREP HOLIDAYS HOMEWORK**





Holiday and Summer Break
SCREEN TIME RULES

Have you...

- Brushed your teeth
- Brushed your hair
- Dressed for the day
- Had breakfast
- Made your bed
- 20 minutes of reading time (book or magazine)
- 20 minutes of writing, coloring, or drawing
- 30 minutes of outside play
- Made/built something - Lego, Crafts, Block play, Art

DON'T FORGET TO BE AWESOME!

ACTIVITY 1

FIND 5 DIFFERENCES



ACTIVITY 2

CUT THE NAMES OF PICTURES AND PASTE IT BELOW THE
CORRECT PICTURE AND COLOUR THE PICTURES:




bat

mug

cap


bed



jet

lip

dog



pig

log



pot

sun

bug

















































ACTIVITY 3

Label the parts of the body:




ACTIVITY 4

COLOUR THE SAME PICTURE IN EACH ROW THAT MATCHES WITH THE FIRST PICTURE:

ACTIVITY 5

DO TEARING AND PASTING IN THE GIVEN
PICTURE USING COLOURFUL SHEETS:



ACTIVITY 6

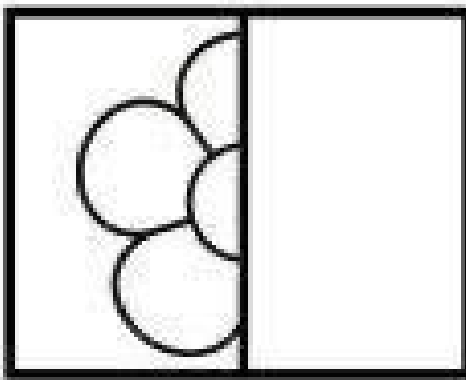
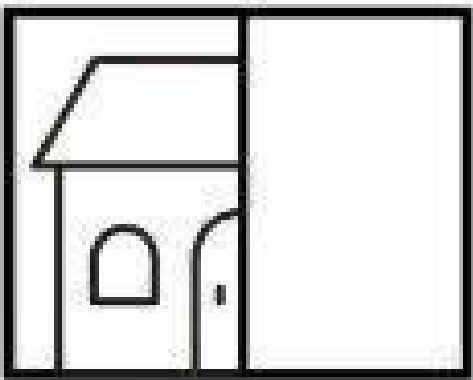
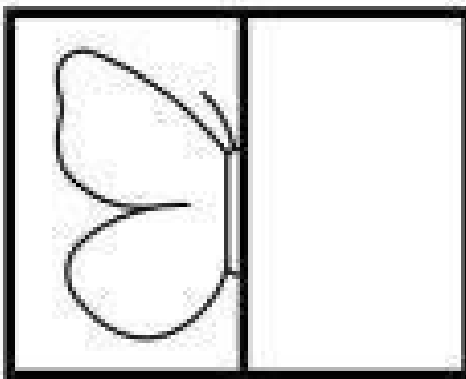



Colour the picture as per the number code given



- 1
- 2
- 3
- 4
- 5
- 6
- 7
- 8
- 9
- 10


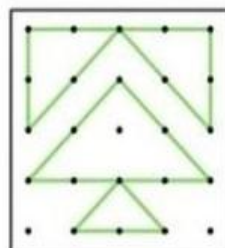

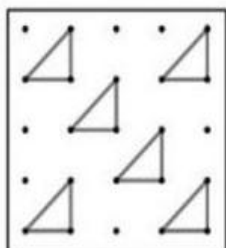

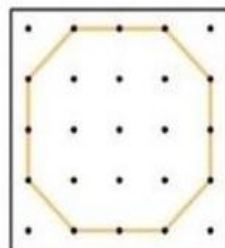

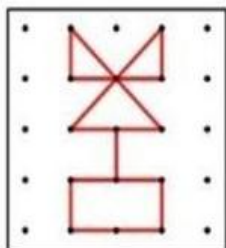

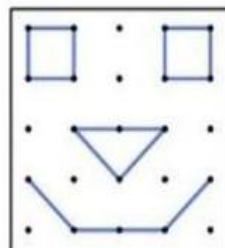

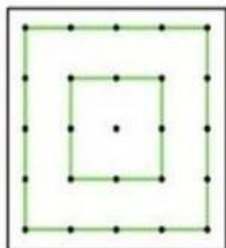

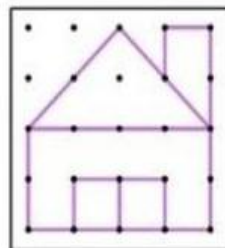

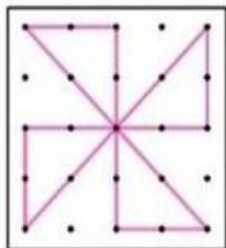

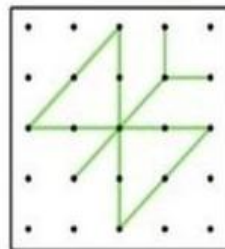

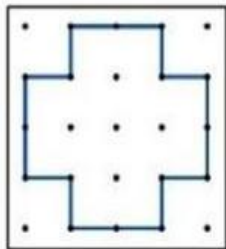
ACTIVITY 7

COMPLETE THE OTHER HALF AND COLOUR THE PICTURES



ACTIVITY 8


PUT ON YOUR THINKING CAPS AND MAKE PICTURES AS SHOWN



ACTIVITY 9

MY TABLE MAT

Take an A-3 size thick sheet. Paste pictures of healthy food items on one side and different seasons on other side of that sheet. Put your name tag along with class and section on the table mat. Now ask your father to get this sheet laminated and your table mat is ready to bring to school. This will be used while having food in the school during lunch break.



ACTIVITY 10

FUN WITH CLAY

MODEL OF SENSE ORGANS

Make the five sense organs using clay. Paste them on a thick A-4 size sheet and decorate the border.



Also, learn five lines for “Show and Tell” session after the summer break.

ACTIVITY 11

BE AN ECO-BUDDY

Make a GARDEN in your house (balcony) in order to reduce global warming.

How to make the garden?

- * Take waste/old containers (e.g. bottles, jars, pots).
- * Colour them nicely and convert them into planters.
- * Grow plants in these planters.
- * Water them every day and watch them grow.



Make a BIRD BATH so that birds can quench their thirst and take bath in this heat.

How to make the bird bath?

- * Look for a flat container and place it on the balcony slab or outside your home.
- * Put some pebbles and stones in it to make its base heavy.
- * Pour some fresh water in it every day for the birds, squirrels etc. to drink water from it.



Make a BIRD FEEDER in your house (balcony) for the birds.

How to make the bird feeder?

- * Take a simple plastic bottle and poke drainage holes in the base of the bottle.
- * Create pairs of holes on opposite sides to insert wooden spoons or sticks as perches.
- * Make feeding holes just above the perches, fill with seed, and hang with string.



How to show it? Click pictures of your activity and paste them on an A4 size sheet. Don't forget to include yourself in the pictures.

ACTIVITY 12

FATHER'S DAY SPECIAL

Make a photo frame for your father with the help of your mother on FATHER'S DAY, 21st June, Sunday. Make it of your choice from the options given below.



Also, make a greeting card to depict love for your father in your own words.



Click photographs and make a collage of them on an A-4 size sheet, decorate it and bring it to school.

My dear My Lovely Tiny Tots,

PRACTICE MAKES A MAN PERFECT.

Continue practicing the work done till now.

ENGLISH * Write cursive letters "a to z" (5 times).

* Do dictation of 10 words of (a, e, i, o, u) phonic sound words (5 times).

HINDI * Write क से ज्ञ (5 times).

* Do dictation of 10 words of (दो और तीन अक्षर वाले शब्द)(5 times)

* Read pages 7 and 8 of हिंदी प्रवेशिका book daily.

MATHS * Write number names 1 to 50 (5 times)

* Write counting 1 to 100 (5 times)

GK (GLOW AS YOU GROW): * Do pages 8 to 13 of book.

EVS (KNOW MORE): * Do pages 10 to 14 of book.

WORKSHEETS: General Awareness Activity Sheet: Do pages 1, 2, 3, 4

Rhymes Activity Sheet: Do pages 1, 2.

बालगीत Activity Sheet: Do pages 1, 2

Maths Activity Sheet: Do pages 1, 5

Phonetics Activity Sheet: Do pages 1, 2

हिंदी Activity Sheet: Do page 2.

* Revise all English and Hindi rhymes of cycle 1.

* Revise question-answers from cycle 1 GK and EVS questionnaire.

(Take print out of all the activities and make children do them) + All written work to be done in a new 3-in-1 notebook.

Make an A3 size folder using thick chart paper/handmade sheet and decorate it. Label it properly and send all activities done during Holidays in this folder.

Holidays Homework carries 5 marks in cycle 1 exams.

** Submission of Holiday Homework: By Friday 3rd July, 2026.

Wishing you all happy times together!! See you on Wednesday 1st July, 2026

Have a great



Vacation!