



ST. THOMAS SCHOOL
INDIRAPURAM

SUMMER
HOLIDAY
HOMEWORK

THEME

ZERO
TOLERANCE

*A better tomorrow begins with
zero tolerance today.*

CLASS 5

NAME : _____
CLASS : _____
SECTION : _____
SCHOOL : ST. THOMAS SCHOOL, INDIRAPURAM

ENGLISH

Theme: Zero Tolerance for Inequality

1. Write the word EQUALITY vertically and create an acrostic poem using each letter. Keep it simple and your own.

For example: E- Everyone deserves respect.

Q- Quietly caring for all.

Write the poem neatly on an A-4 size sheet and decorate it creatively with drawings, colours and attractive borders.

Try to maintain the rhyming of your poem.

2. Learn the first two stanzas of the poem- *How to Fall Asleep* from the Stellar English book for recitation activity to be held after vacation.

HINDI

- पढ़ाए गए पाठ्यक्रम का अभ्यास करें ।
- पोस्टर निर्माण गतिविधि
- विषय: "बेटा-बेटी एक समान"

A4 साइज शीट पर एक सुंदर एवं आकर्षक पोस्टर बनाइए जिसमें बेटा और बेटी की समानता का संदेश दिखाई दे । पोस्टर में रंगों का सुंदर प्रयोग करें तथा चित्रों के माध्यम से यह दर्शाएँ कि लड़के और लड़कियाँ दोनों को समान अधिकार, शिक्षा और अवसर मिलने चाहिए ।

Note - kindly bring Hindi holiday homework in a separate folder.

MATHEMATICS

Activity: “Zero Tolerance to Inequality”

The city council collected data about the number of children who have access to public parks in different parts of the city. Parks are important for health, play, and happiness. The council wants to reduce inequality and make sure every child gets equal opportunities.

Data Table:

Area of the City	Total Children	Children with Access to Parks
North City	45,320	38,450
South City	52,140	29,870
East City	48,760	41,320
West City	50,500	33,210

Questions:

1. Which area has the **greatest number** of children with access to parks?
2. How many more children in North City have access to parks compared to West City?
3. Find the total number of children with access to parks in all four areas together.
4. Which area has the **biggest difference** between total children and children with park access?
5. The city wants every area to have at least 40,000 children with park access.
6. Which areas still need improvement, and by how many children?

EQUAL OPPORTUNITIES ACROSS THE CITY
★ ZERO TOLERANCE FOR INEQUALITY! ★
Every child. Every park. Every chance to play!

AREA	TOTAL CHILDREN	CHILDREN WITH ACCESS TO PARKS
NORTH CITY	45,320	38,450
SOUTH CITY	52,140	29,870
EAST CITY	48,760	41,320
WEST CITY	50,500	33,210

EQUALITY TODAY, A BETTER TOMORROW!

1 Which area has the greatest number of children with access to parks?

2 How many more children in North City have access to parks compared to West City?

3 Find the total number of children with access to parks in all four areas together.

4 Which area has the biggest difference between total children and children with park access?

5 The city wants every area to have at least 40,000 children with park access. Which areas still need improvement, and by how many children?

WHEN WE SHARE OUR PARKS, WE SHARE A BETTER FUTURE!

(II) COMPUTATIONAL THINKING(WORKSHEET)

Choose the correct option

Q1. Rohan revealed his 5-digit phone password in a code word to Rajesh where all the digits are NATURAL NUMBERS. Which of the following statements are SUFFICIENT to crack the code?

Statement 1: One of these digits is 1, and 2 appears thrice in the password

Statement 2: The first digit is smaller than all other digits and the 2nd digit is smaller than the 3rd

Statement 3: The largest digit in the password is 3 and it appears only once

- a) Statements 1 and 2
- b) Statements 2 and 3
- c) All the statements are required
- d) Cannot be determined even after using all the statements

Q2. A 5-digit number is formed such that all the digits are different, and the sum of all the digits is 10. What is the highest digit this number can have?

- a) 3
- b) 4
- c) 5
- d) 6

Q3. There is a 7-digit number X in which all the digits are different. Using the digits of X, two 5-digit numbers Y and Z are formed, such that no digit is repeated within Y or within Z. What is the MINIMUM number of digits that Y and Z must have in common?

- a) 1
- b) 2
- c) 3
- d) 4

Q4. A 5-digit number has the property that the number formed by its first three digits is the same as the number formed by its last three digits (without changing the order of digits). What is the minimum number of times any digit can appear in this number?

- a) 3
- b) 1
- c) 2
- d) 5

Q5. A has 5 gold coins and B has 7 silver coins. B can exchange 2 silver coins for 1 gold coin with A. If B exchanges as many coins as possible, what will be the total number of coins (both gold and silver) with A at the end?

- a) 8
- b) 6
- c) 5
- d) 2

(III) Make a mathematical poster on the theme: Zero Tolerance to Inequality

NOTE: Do all of this on an A-4 size sheet

SCIENCE

“Equality is not a privilege to be granted, it is a right to be respected.”

General Instructions

1. All activities must be completed neatly, creatively, and in an organized manner.
2. Work is to be done on A3-sized sheets only.
3. All sheets must be compiled and submitted in a well-maintained file/folder.
4. The file cover/page must clearly mention:
 - Student’s Name
 - Class & Section
 - Roll Number
5. Use proper headings, labels, and colouring wherever required.
6. Ensure originality, neatness, and presentation quality.

Task 1: Healthy Plate Challenge

- Design and label a balanced food plate. It must include:
 - ✓ Carbohydrates
 - ✓ Proteins
 - ✓ Fruits and vegetables
 - ✓ Water / healthy drinks

Follow-up Questions:

1. Should healthy food be different because of gender? Why or why not?
2. Write a creative slogan on healthy eating.

Task 2: Creative Expression

Choose ANY ONE option:

Option A: Poster Making

- Create a colourful and meaningful poster on the topic:
“Nature Gives to All, Not Some!”

Option B: Tree of Equality

- Design a creative “Tree of Equality” with colourful leaves carrying messages such as:
 - Equal food
 - Equal education
- Decorate the tree creatively to represent the message of fairness and equality.

Happy Learning, Happy Creating!

SOCIAL STUDIES

ZERO TOLERANCE TO INEQUALITY-

Create a three-layered wall hanging on the topic “Zero Tolerance to Inequality.”

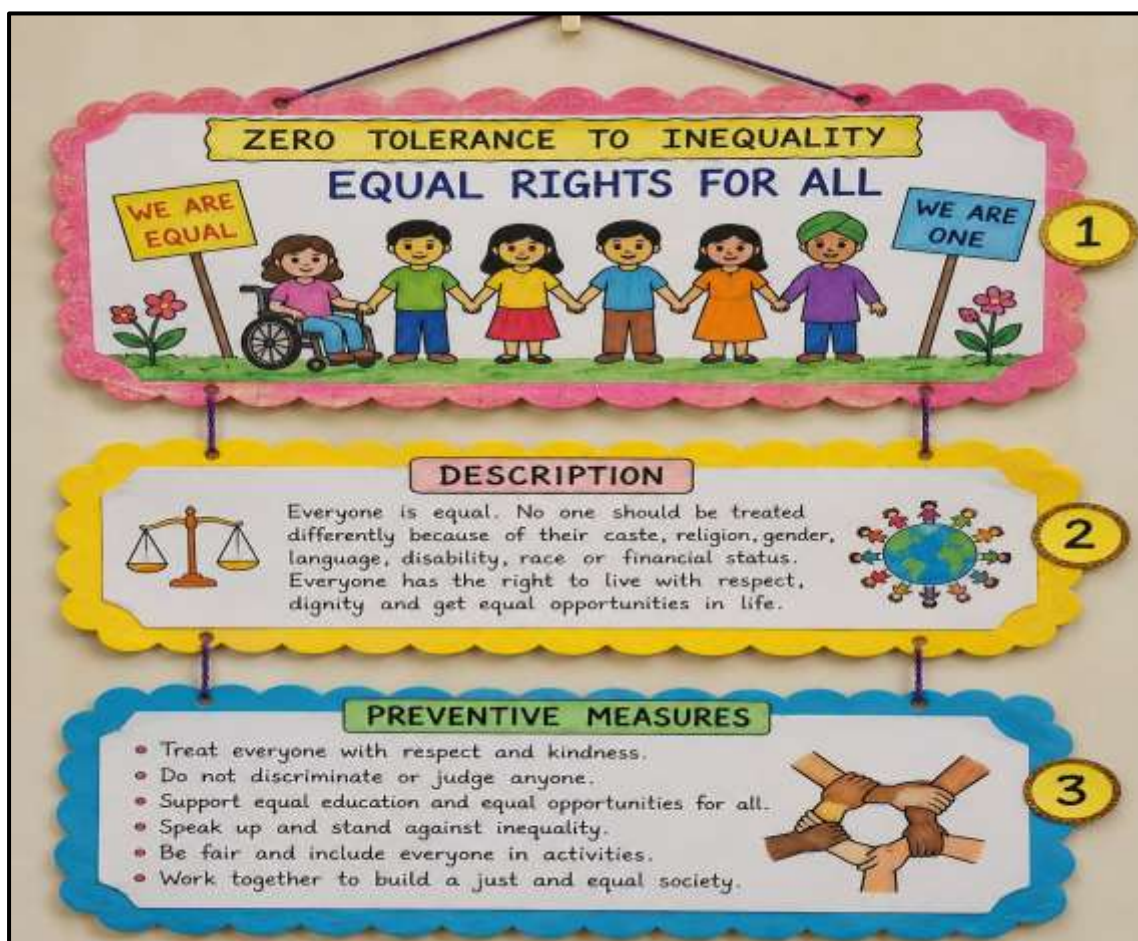
- **Level 1:** Make an attractive collage related to different forms of inequality.
- **Level 2:** Write a brief description of the selected topic.
- **Level 3:** Mention preventive measures or steps that can be taken to stop such inequality in society.

TOPICS FOR MAKING A WALL HANGING

- **Say No to Colour Discrimination** (Roll no. 1-10)
- **Respect Every Religion** (Roll no. 11-20)
- **Gender Equality – Boys and Girls Are Equal** (Roll no-21-30)
- **Inclusion of Differently-Abled People** (Roll no- 31 upwards)


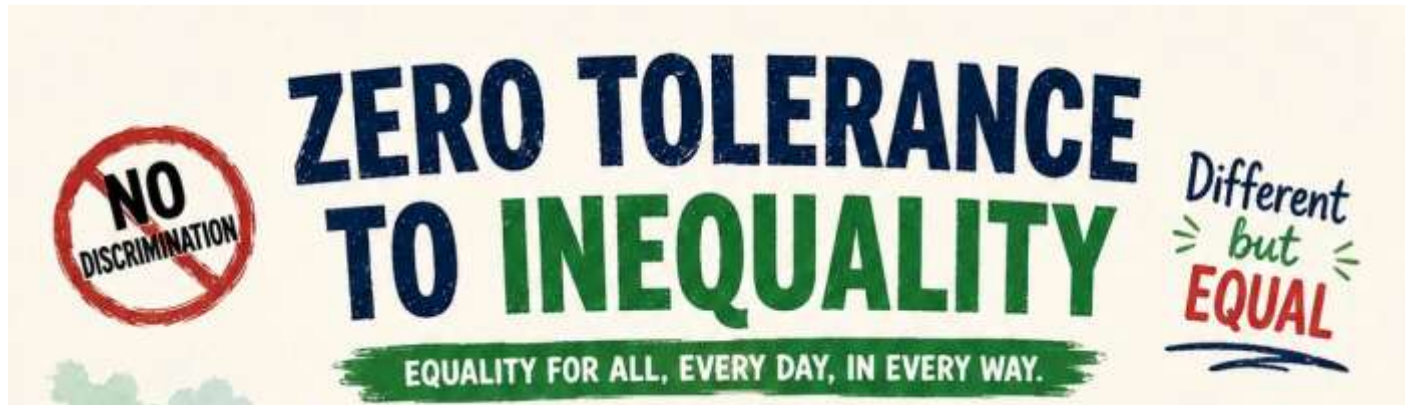
Wall hanging should be neat, creative, and well-organised. Use colourful chart papers, craft materials, sketches, decorative items, and colours to make it visually appealing.

(One reference image is attached below)



COMPUTER

Q1. Solve the given crossword and worksheet.



Down:

1. Judging people based on prejudice, not facts
2. Treating someone unfairly because of their background
4. The state of being equal in rights and opportunities

Across:

3. Opportunity for all people to learn and grow
5. Standing up against unfair treatment of others
6. The quality of treating all people with respect
7. The opposite of equality
8. The belief that all people deserve the same rights and opportunities
9. A fair chance for everyone to succeed

**WORD
BANK**

EQUALITY • DISCRIMINATION • EQUITY • RESPECT • PREJUDICE
EQUAL OPPORTUNITY • INEQUALITY • FAIRNESS • JUSTICE

B. TRUE OR FALSE

- 1 We should only play with our best friends. _____
- 2 Every child has equal rights. _____
- 3 It is okay to tease someone for being different. _____
- 4 Helping others creates equality. _____

C. MULTIPLE CHOICE (Tick ✓ the correct answer)

- 1 Which action shows equality?
a) Making fun of someone b) Sharing with everyone
c) Ignoring classmates
- 2 If a new student joins the class, we should:
a) Exclude them
b) Welcome and help them c) Laugh at them
- 3 Everyone should be treated fairly regardless of:
a) Clothes
b) Language c) All of these

D. APPLICATION-BASED QUESTIONS

- 1 You see a classmate being left out during a game. What will you do? Why?



- 2 Your friend is teased for wearing glasses. What would you say or do?



- 3 Your group has to do a project. How will you make sure everyone gets a chance to participate?

- _____
- _____



BE KIND. BE FAIR. BE A HERO.

2



Q2. SUBJECT ENRICHMENT ACTIVITY

Activity Name: Internet Safety

Create a PowerPoint presentation on “Internet safety”.

Follow the given instructions.



- Create 5-6 slides.
- Use title slide text, and pictures.
- Apply different slide layouts.
- Add simple transitions and animations.
- Change background and text colours.




Note- Take the printout of the worksheets and of slides in slide sorter view, paste in your computer copy.

This holiday homework is mandatory and carries marks.

ART & CRAFT

Note: Art & Craft homework is section wise. Kindly check accordingly.

SECTION	TOPIC	REFERENCE PICTURE	DESCRIPTION AND REFERENCE LINK
A	Paper plate decor. Do page no. 28 and 45 from book also		Select paper plates of dinner sizes and cleaned the surfaces. Drew circular mandala or floral patterns or any beautiful drawing lightly with a pencil. Outlined the designs using a black marker or paint for symmetry. Painted the plates with bright acrylic colors in layered sections. Added fine details, dots, and highlights to enhance the patterns. Let the paint dry completely and coated with varnish for shine and protection. Can get so many ideas from pinterest.
B	Woolen craft. Do page no. 28 and 45 from book also		https://youtube.com/shorts/Vi2xJ2RgAk0?si=W9agpMvU LojxrfhH Wrapped colorful wool yarn around fingers/cardboard to make small bundles. Tied the bundles tightly at the center to form the bird's body and wings. Trimmed and shaped the yarn to create a fluffy bird form. Added bead eyes, a small felt/paper beak, and pipe-cleaner legs. Adjusted the yarn strands to give the birds a neat and cute appearance. Video link given

<p>C</p>	<p>Bottle painting.</p> <p>Do page no. 28 and 45 from book also</p>		<p>Cleaned and dried the glass bottle thoroughly.</p> <p>Applied a base coat or primer for smooth painting.</p> <p>Drew the design lightly with a pencil or marker.</p> <p>Painted the bottle using acrylic or glass paints in layers.</p> <p>Added outlines and decorative details after drying.</p> <p>Sealed the artwork with varnish for protection and shine.</p>
<p>D</p>	<p>Paper plate decor.</p> <p>Do page no. 28 and 45 from book also</p>		<p>Select paper plates of dinner sizes and cleaned the surfaces.</p> <p>Draw circular mandala or floral patterns or any beautiful drawing lightly with a pencil.</p> <p>Outlined the designs using a black marker or paint for symmetry.</p> <p>Painted the plates with bright acrylic colors in layered sections.</p> <p>Added fine details, dots, and highlights to enhance the patterns.</p> <p>Let the paint dry completely and coated with varnish for shine and protection.</p> <p>Can get so many ideas from pinterest.</p>
<p>E</p>	<p>Bottle painting.</p> <p>Do page no. 28 and 45 from book also</p>		<p>Cleaned and dried the glass bottle thoroughly.</p> <p>Applied a base coat or primer for smooth painting.</p> <p>Drew the design lightly with a pencil or marker.</p> <p>Painted the bottle using acrylic or glass paints in layers.</p> <p>Added outlines and decorative details after drying.</p> <p>Sealed the artwork with varnish for protection and shine.</p>