



ST. THOMAS SCHOOL
INDIRAPURAM

SUMMER
HOLIDAY
HOMEWORK

THEME

ZERO 
TOLERANCE

*A better tomorrow begins with
zero tolerance today.*

CLASS 7

NAME : _____
CLASS : _____
SECTION : _____
SCHOOL : ST. THOMAS SCHOOL, INDIRAPURAM

ENGLISH

ADVERTISEMENT DESIGNING

Theme: Zero Tolerance for Environmental Degradation

Environmental degradation has become one of the biggest concerns in today's world.

Pollution, excessive use of plastic, cutting of trees, water wastage and careless human activities are harming nature and disturbing the balance of our environment. As responsible young citizens, it is important to spread awareness and encourage people to adopt eco-friendly habits.

Your task is to design an attractive and persuasive advertisement on an A4 sheet, to

promote an eco-friendly product that encourages people to protect the environment and practice conservation. Paste it in your notebook.

YOUR ADVERTISEMENT MUST INCLUDE:

- A catchy heading/title
- A powerful slogan or tagline
- Attractive drawings/pictures/symbols
- A short appeal
- Creative use of colors
- Environmental awareness message

HINDI

विषय: "पर्यावरण विनाश के प्रति शून्य सहिष्णुता" (ZERO TOLERANCE)

A4 शीट पर पर्यावरण को नुकसान पहुँचाने वाली 5 ऐसी गलत आदतों के चित्र चिपकाइए/बनाइए जिनके प्रति आप शून्य सहिष्णुता" (ZERO TOLERANCE) रखते हैं।


प्रत्येक चित्र के नीचे लिखिए:

यह आदत पर्यावरण को कैसे नुकसान पहुँचाती है?

इसे रोकने के लिए हम क्या कर सकते हैं?

उदाहरण

1. प्लास्टिक का अत्यधिक उपयोग

 चित्र: सड़क या नदी में फैला प्लास्टिक

 समाधान:

कपड़े या जूट के बैग का प्रयोग करें।

Single-use plastic का उपयोग बंद करें।

● निर्देश:

- ❖ कार्य सुन्दर व रचनात्मक होना चाहिए।
- ❖ प्रथम पृष्ठ पर शीर्षमावकाश गृहकार्य विषय, अपना नाम, कक्षा, रोल नंबर स्पष्ट लिखें।
- ❖ पढ़ाए गए पाठ्यक्रम का अभ्यास करें।

MATHEMATICS

(I) **TOPIC:** - ZERO TOLERANCE TO ENVIRONMENTAL DEGRADATION

Observe the data given below carefully:

Type of Waste Weight (kg)

Plastic Waste 8 kg


Paper Waste 6 kg

Kitchen Waste 10 kg

Glass/Metal Waste 4 kg

Using the above data, do the following:


1. Convert each type of waste into fractions and reduce them to their lowest terms.
2. Convert each fraction into percentage.
3. Draw a colourful pie chart.
4. Note: This activity will be done in A4 sheet (any colour).
5. Write a slogan appropriate to the topic.
6. Sample of the activity given below.







MATHEMATICS ACTIVITY

ZERO TOLERANCE TO ENVIRONMENTAL DEGRADATION

Small Actions Today, Big Impact Tomorrow

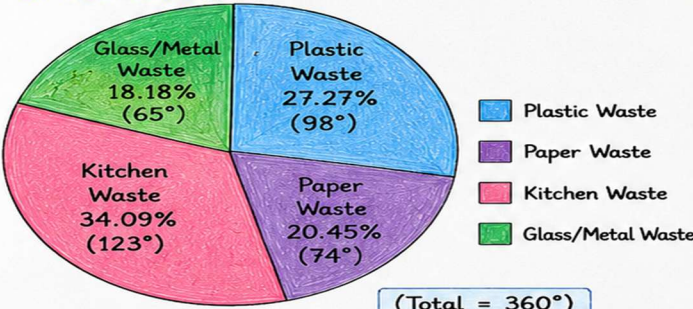


OBSERVE THE DATA GIVEN BELOW:

Type of Waste	Weight (kg)
 Plastic Waste	12 kg
 Paper Waste	9 kg
 Kitchen Waste	15 kg
 Glass/Metal Waste	8 kg

Total Waste = 44 kg

3. PIE CHART



(Total = 360°)

1. FRACTIONS (In Lowest Term)

Plastic Waste = $\frac{12}{44} = \frac{3}{11}$

Paper Waste = $\frac{9}{44} = \frac{9}{44}$

Kitchen Waste = $\frac{15}{44} = \frac{15}{44}$

Glass/Metal Waste = $\frac{8}{44} = \frac{2}{11}$

2. PERCENTAGE

Type of Waste	Percentage
Plastic Waste	27.27%
Paper Waste	20.45%
Kitchen Waste	34.09%
Glass/Metal Waste	18.18%

HOW ANGLES ARE FOUND ?


Angle = (Weight of Waste / Total Weight) × 360°


Example:

For Plastic Waste = $\frac{12}{44} \times 360^\circ = 98.18^\circ \approx 98^\circ$

4. CONCLUSIONS

- Kitchen waste is the highest (34.09%).
- Glass/Metal waste is the least (18.18%).

Let's keep our environment clean and green! 



(II) COMPUTATIONAL THINKING(WORKSHEET)

1. Identify the odd one out from the following expressions, after

INTERCHANGING their operators.

a. $204 + 3 \div 29$ b) $67 - 2 \times 37$ c) $48 \div 6 \times 3$ d) $195 \times 49 - 2$

2. $5A$, $5B$, and $C9$ are 2-digit numbers, where A , B and C represent one of the digits of the respective numbers, and $A + B + C = 15$. Find the

MAXIMUM possible value of $3B + 4C + 8$, if: $5A > 5B > C9$.

a. 43 b) 39 c) 31 d) 36

3. Find the next term in the given series below:

85.41, 88.71, 89.01, 92.31, 92.61, 95.91, 96.21, __ , ____.

4. If the sum of the ages of Shubham and Shivam is 36. What would be the sum of their ages after 36 years?

5. In a certain code, 1 is coded as 2, 3 is coded as 10, 5 is coded as 26. In the same way, 4 is coded as A and 6 is coded as B . If C is the sum of A and B , which of the following is correct regarding C ?

a) $C > 55$ b) $C = 50$ c) $C < 55$ d) $C <$

SCIENCE

Topic: Eco-Friendly Tie and Dye OR Block Printing

Choose any one art form from the options given below. Prepare an eco-friendly Tie and Dye or Block Printing fabric and complete the project record as per the instructions.

Option A: Tie and Dye

Option B: Block Printing

Instructions

- Use a white cotton handkerchief or plain cotton fabric for the activity.
- Prefer natural or eco-friendly colours as far as possible.
- Create different patterns by folding, twisting, rolling, or tying the fabric with thread or rubber bands, or by using blocks for printing.
- Allow the work to dry properly and paste photographs of the completed designs.
- Include information about the colours used, the tying or printing method, the patterns formed, and the environmental benefits of the activity.
- Complete the project neatly in the Lab Manual file

Sample Images :



SOCIAL STUDIES

Topic: Zero tolerance for environmental degradation Green Action Challenge

Perform any 5 eco-friendly activities during holidays. Take photos and paste photographs in a scrapbook and write a short report on your experience.

Suggestion for activities:

*Plant a sapling

*Switch off fans and lights when not in use

*Water saving activities

*Carrying cloth bag to market

*Cleaning your colony's park

COMPUTER

Topic - Zero Tolerance to Environmental Degradation (Conservation)

Q1. For Even Roll No.

i. Awareness Pamphlet/Brochure

Create a tri-fold brochure about:

“Zero Tolerance to Environmental Damage”

Include:

- Causes
- Effects
- Prevention methods
- Emergency environmental tips

Note - You can use any software.

ii. For Odd Roll No.

“One Week Green Challenge” Report

Record your eco-friendly activities for 7 days. Create a poster on your observations day wise. Use shapes, icons, images, and fonts as per requirement.

Example:

Day	Activity
Monday	Switched off extra lights
Tuesday	Used cloth bag
Wednesday	Saved water

Note - You can use any software.

Q2. SE Activity

Create a poster on “**Save Environment**” in Canva using these instructions:

- Add relevant heading and images
- Apply appropriate fonts, colors and elements
- Add 1 slogan
- Apply Green-themed design

Q3. Design a “Think Before You Click” Presentation on Cyber Security

Points to include:

- **Various online threats**
- **Images/icons**
- **Catchy slogan**
- **Government initiatives**
- **Cyber Security Measures**




Suggested Slogans:



- **“Pause Before You Post!”**
- **“Click Smart, Stay Safe!”**
- **“Cyber Safety Starts With You!”**


Note- Take the printout of all the questions and paste in your Computer copy.

ART N CRAFT

Note: Art & Craft homework is section wise. Kindly check accordingly.

SECTIONS	TOPIC	REFERENCE PICTURE	DESCRIPTION AND REFERENCE LINK
A	Perspective art		<p>Drew a horizon line and marked a vanishing point in the center.</p> <p>Sketched roads and buildings using lines going toward the vanishing point.</p> <p>Added details like windows, doors, and pavement texture.</p> <p>Outlined the drawing neatly with a black pen/marker.</p> <p>Colored the buildings and sky to create depth and contrast.</p>
B	Perspective art		<p>Drew a horizon line and marked a vanishing point in the center.</p> <p>Sketched roads and buildings using lines going toward the vanishing point.</p> <p>Added details like windows, doors, and pavement texture.</p> <p>Outlined the drawing neatly with a black pen/marker.</p> <p>Colored the buildings and sky to create depth and contrast.</p>
C	Still life on abstract background		<p>A still life composition of a bottle, bowl, and fruits is sketched and outlined with a black marker.</p> <p>The objects are shaded with pencil to create depth and shadows.</p>

			<p>The background is divided into sections and filled with different zentangle patterns.</p> <p>Finally, bright colors are added to the background while keeping the objects in pencil shading for contrast</p>
<p>D</p>	<p>Perspective art</p>		<p>Drew a horizon line and marked a vanishing point in the center.</p> <p>Sketched roads and buildings using lines going toward the vanishing point.</p> <p>Added details like windows, doors, and pavement texture.</p> <p>Outlined the drawing neatly with a black pen/marker.</p> <p>Colored the buildings and sky to create depth and contrast.</p>

<p>E</p>	<p>Still life on abstract background</p>		<p>A still life composition of a bottle, bowl, and fruits is sketched and outlined with a black marker.</p> <p>The objects are shaded with pencil to create depth and shadows.</p> <p>The background is divided into sections and filled with different zentangle patterns.</p> <p>Finally, bright colors are added to the background while keeping the objects in pencil shading for contrast</p>
-----------------	---	---	--

SANSKRIT

- पुनः चक्रण सामग्री द्वारा कागज बनाकर A4 Size शीट पर पर्यावरण से सम्बन्धित नारा संस्कृत में लिखिए।

FRENCH

On a A4 size sheet draw a picture depicting zero tolerance for environmental degradation. Also write two to three lines.

GERMAN

Conjugate these verb and also learn the meaning

1. **beginnen** - to begin
2. **beobachten** - to observe
3. **beraten** - to advise
4. **besitzen** - to own
5. **bewundern** - to admire
6. **blühen** - to bloom
7. **drucken** - to print
8. **erreichen** - to reach
9. **feiern** - to celebrate
10. **füttern** - to feed
11. **gewinnen** - to win
12. **hoffen** - to hope
13. **kämmen** - to comb
14. **klettern** - to climb

15. **lachen** - to laugh
16. **lernen** - to learn
17. **malen** - to paint
18. **merken** - to notice
19. **packen** - to pack
20. **putzen** - to clean
21. **reisen** - to travel
22. **retten** - to save/rescue
23. **sammeln** - to collect
24. **schicken** - to send
25. **schneien** - to snow
26. **spazieren** - to walk
27. **surfen** - to surf
28. **trocknen** - to dry
29. **wecken** - to wake (someone) up
30. **arbeiten** - to work
31. **antworten** - to answer
32. **bauen** - to build
33. **bekommen** - to receive
34. **besuchen** - to visit
35. **brauchen** - to need
36. **danken** - to thank
37. **decken** - to cover
38. **erklären** - to explain
39. **erzählen** - to tell/narrate
40. **fragen** - to ask
41. **glauben** - to believe

42. **hören** - to hear
43. **kaufen** - to buy
44. **kochen** - to cook
45. **lachen** - to laugh
46. **leben** - to live
47. **lernen** - to learn
48. **lieben** - to love
49. **machen** - to make/do
50. **öffnen** - to open
51. **reden** - to talk
52. **regnen** - to rain
53. **reisen** - to travel
54. **sagen** - to say
55. **sammeln** - to collect
56. **spielen** - to play
57. **tanzen** - to dance
58. **wohnen** - to live/reside
59. **wünschen** - to wish