










**ST. JOHN'S SCHOOL
GREATER NOIDA WEST
MONTHLY PLANNER- JULY
CLASS: UKG
SESSION (2026-27)**

Activity Planner

<p>Daily Routine (Repeat Every Day)</p>	<ul style="list-style-type: none"> ➤ Rhymes ➤ Fruit Break ➤ Concept learning ➤ Activity time ➤ Lunch Break ➤ Play time ➤ Story time <div style="text-align: center; margin: 10px 0;">  </div> <p style="text-align: center;">https://www.youtube.com/watch?v=cwke2ijulFM</p>
<p>LIFE SKILLS TOPICS-</p>	<ul style="list-style-type: none"> ➤ Empathy and compassion ➤ Self-care and cooperation ➤ Personal hygiene and basic self care. ➤ Body Awareness. ➤ Overcoming fear of medical tools
<p>Thought for the month</p>	<p>“Kind hearts and healthy habits keep us strong, happy and growing everyday”</p>
<p>Word for the month-</p>	<p><u>HEAL</u>- To make a sickness or hurt go away. <u>CARE</u>-Being gentle and helping others when they are sad or hurt. <u>HEALTHY</u>-Feeling energetic, happy and strong inside our body.</p>
<p>Theme for the month-</p>	<p>DOCTOR'S DAY</p>
<p>Special Days</p>	<p>Blue colour day and Doctor's Day</p>



Monthly Academic Planner

SUBJECT	TOPICS	ACTIVITY
<p style="text-align: center;">ENGLISH</p>  	<p>ORAL & WRITTEN-Vowel 'i' & 'o': Short CVC words, Prepositions and Sight words.</p> <p>WRITTEN(Cursive)- </p> <p>RHYME Bumbo Jumbo, How nice I am, The lovely Rain</p> <p>STORY: The miser and his gold.</p>	<p>Activity: Simon says-Preposition Edition.</p> <p>Setup: Have students stand with a small object like a pencil or book.</p> <p>Action: Give instructions such as, "Simon says put your pencil on your head," "Simon says keep your eraser in your pencil box."</p>
<p style="text-align: center;">HINDI</p> 	<ul style="list-style-type: none"> • मौखिक:- दो अक्षर वाले शब्दों से बने वाक्य । • लिखित:- दो अक्षर वाले शब्दों से बने वाक्य । • कविता:- बारिश आई, आज मंगलवार है • कहानी:- बारिश का मज़ा 	<p>गतिविधि:</p> <p>बच्चे अलग अलग वर्ण के फ्लैश कार्ड उठाएंगे और उनको जोड़कर दो अक्षर वाला शब्द बनाएंगे ।</p>
<p style="text-align: center;">MATHEMATICS</p> 	<ul style="list-style-type: none"> • ORAL:-Revision of numbers 1-80 • WRITTEN: -Number Counting 61 to 80 • CONCEPTS:- long & short , longest & shortest, tall& short, tallest & shortest 	<p style="text-align: center;">ACTIVITY</p> <ul style="list-style-type: none"> ➤ Real objects Sorting- long & short, longest & shortest, tall & short, tallest & shortest. ➤ Stand in order
<p style="text-align: center;">GENERAL AWARENESS</p> 	<ul style="list-style-type: none"> ➤ Clean and tidy home ➤ Safety at home ➤ Friends forever ➤ Our school ➤ Places at a school ➤ People in my school ➤ Good habits in school 	<ul style="list-style-type: none"> ➤ GOOD HABITS ACTIVITY Compliment Passing Game: Have students sit in pairs. Teach them to look their partner in the eye, smile, and share one simple thing (e.g., "I like your smile" or "Thank you for sharing crayons").
<p style="text-align: center;">Art and Craft /COLOURING</p> 	<ul style="list-style-type: none"> • Rainbow umbrella • Sailing boat • Sweet Ice-Cream • Colour- Blue 	

